



**VOLLEYBALL
NEW ZEALAND
POIREWA
AOTEAROA**

ANNUAL REPORT

2020/2021

TABLE OF CONTENTS

1	Introduction	
	Chief Executive Report	04
	Chair Report	07
	Volleyball New Zealand Structure	09
	Strategic Plan	11
2	Training and Development	
	Referee Development Report	13
	Coach Development Report	15
	Athlete Development and Performance	16
	Volleyfest	17
	National Partnerships	18
3	Events	
	Indoor Events Report	20
	Beach Events Report	22
4	Technology	
	Technology Report	25
	Partnerships Report	25
	Participation Statistics	26
	Volleyball New Zealand in Numbers	27
5	Financial Report	
	Independent Audit Report	32
	Entity Information	33
	Approval of Performance Report	35
	Statement of Service Performance	36
	Statement of Financial Performance	40
	Statement of Financial Position	41
	Statement of Cash Flows	42
	Statement of Accounting Policies	43
	Notes to the Performance Report	48
6	Results	
	World Beach Tour	56
	Continental Cup Results	57
	Domestic Beach Volleyball	58
	Domestic Indoor	61



**VOLLEYBALL NEW ZEALAND
ANNUAL REPORT 2020/2021**



VOLLEYBALL NEW ZEALAND
POIREWA AOTEAROA

1

INTRODUCTION

CHIEF EXECUTIVE'S REPORT

Kei āku nui, kei āku rahi. He mihi manahau ki a kōutou kātoa.
To all voices and our many affiliations. Cheerful greetings
to you all.

The global pandemic continued to impact Volleyball New Zealand and our partners as we navigated alert levels and how events could be adapted. The scale of our large national events brings hundreds of people together in a celebration of fun, ihiihi, celebration, skill and enjoyment, but covid-19 does not respect the value we place on these events and a number of events at all levels had to be scaled back or cancelled. This also impacted athletes and coaches at a national level who were unable to travel internationally and represent their country.



Toni-Maree Carnie
Chief Executive

A key focus in the first 6 months of 2020 – 2021 was the Strengthen and Adapt Plan that Volleyball New Zealand submitted to Sport New Zealand as part of a transformational project to review and reimagine Volleyball in New Zealand as part of a generational change. The opportunity to consult widely, to listen, to share and to present back the findings over this period provide strong connections for Volleyball New Zealand during this time. An unseen positive outcome was the resulting clarity in focus of Volleyball New Zealand Vision and Purpose and role within the community. This will become a part of the new strategic plan. The result from the proposal was a mini mobile workforce working in South and West Auckland and Porirua to promote connections between volleyball providers, existing sports sector infrastructure and local community networks to enable more opportunities to play and amplify informal volleyball. The workforce is needs based, locally led and decentralized. A special thanks to all of those that contributed to the planning and thinking that became a part of the Strengthen and Adapt submission.

We are delighted to announce the recruitment of Jason Lochhead to Volleyball NZ as our High Performance Coaching Director. Jason was an outstanding national representative playing across the world with other top New Zealand beach athletes, but he also has an international coaching pedigree having coached Vanuatu and US national teams including at the Tokyo Olympics. Jason will return to NZ later on in the year to begin training with Commonwealth Games athletes and overseeing the VNZ performance programme for Beach and Indoor.

The New Zealand Beach tour was a highlight although without international teams and avoiding the covid impact. With Olympic qualification on the line, partnerships changed amongst the women's teams adding another dynamic to the event. Men's partnerships were relatively stable through the tour events. The highlight for Beach athletes was the Continental Cup semis and finals held in Thailand in June 2021, a month out from the Olympic Games and delayed a year due to covid. Our athletes performed tremendously well in trying circumstances with an international pandemic going on around them.

Whilst not qualifying for the Olympics, athletes performed well on the international stage at a number of events in Europe post Olympics.

The National Volleyball League was a brand new concept created as a performance step in indoor volleyball. Four teams and brands were created with top coaches putting up their hands and utilising a draft system to select the best players to compete in this 2 weekend event.

Played in Auckland and Christchurch, with quality live streaming. Good crowds attended the event, with excellent volleyball and corporate tables a feature on the Saturday night at the Auckland event.

VNZ have spent some considerable time creating a coaching framework and plan which is underpinned by the latest coach education and research and is designed to meet the needs of all coaches. Input towards this was made by a dedicated group of internal, external and international contributors. Setting this framework apart are the core beliefs of our coach development system (in English and Te Reo), an understanding that there is strong formal and informal learning as a coach and the commitment to extension knowledge for our coaches.

Working alongside Sport NZ, it became clear early that the Youth and U17 programmes of costly international tours were not conducive to the best development of our young athletes and many were impacted by de-selection. The development of Next Generation, a complete provision of skill development, nutrition, mental skills and strength and conditioning created by experts in youth development will provide highly skilled and capable athletes ready for Junior and U19 representative programmes in both Beach and Indoor volleyball.

With a population of 1.6 million, it was clear that there needed to be more conduits from VNZ into the Auckland community to enable greater participation, growth and connectivity. Working with the volleyball community in Auckland, the RST's - Sport Auckland and Sport Waitakere, WECA (Waitakere, East, Central Auckland) was created. A milestone in history was made as their first representative teams attended IPC in Wellington in 2021.

Associations continued to work hard to adapt and change up their delivery to work within the frameworks allowable through covid-19. Our particular thanks to those volunteers who gave countless hours to re working events and leagues to enable people to continue playing the game they love.

We thank our commercial partners sincerely who have chosen to support volleyball. Our sincere thanks to Richard and John Fowler, our Honorary Solicitors, who have given much time to Volleyball to assist in legal and constitutional matters. Our thanks to Gilbert Enoka, All Blacks Manager and past New Zealand Volleyball representative, as Patron and Claire Stewart, previous New Zealand indoor captain, NZ Beach representative and previous VNZ Board Chair, as President.

To the Volleyball Board, particularly to Donna Milne who stepped down this year, our sincere thanks for the time and effort you dedicate as volunteers to Volleyball New Zealand.

To the small but capable team within the Volleyball New Zealand office, thank you for your tireless effort to serve the volleyball community across NZ. To Dave Keelty who moved on after 2 years of great service, we wish you all the very best.

Kia tau tonu rā te mauri ki a kōutou,
May the blessings of vitality be with you all.

A handwritten signature in black ink, reading "Yua Caine". The signature is written in a cursive, flowing style.

CHAIR REPORT

E te tī, e te tā, e ngā karangatanga maha o te motu.
Tēnā rā kōutou kātoa.

I acknowledge you, from all locations across Aotearoa New Zealand. Greetings to you all.

The VNZ Board would like to extend our warmest wishes to you, members of the volleyball whānau. While the year has continued to be disrupted by COVID-19, it is the collective resilience and achievements of the volleyball community that define who we are.



Lucy Pomeroy
Chair

In the year through to June 2021, VNZ progressed many of its strategic priorities and volleyball has demonstrated it is a growth sport, despite the wider sports sector experiencing decreasing participation. We celebrated notable growth in participation, workforce capability and visibility of the game. The 26% increase in secondary school participation numbers in 2021 is a testament to everyone across the country who ignites passion for volleyball in our rangatahi. We also saw record participation of 179 teams in New Zealand Secondary Schools in beach and a new competition for our performance athletes, with the successful launch of the National Volleyball League. Significant efforts went in to assisting our Beach Ferns and Beach Blacks to prepare and compete in the Continental Cup Finals in Thailand. VNZ's focus on elevating the capability of the whole of volleyball has seen new opportunities for administrators, coaches and referees to connect and develop, including online Association and chair resources. Additionally, visibility of volleyball has accelerated over the past year, including a 15% and 5% increase in online streaming hours and television sports coverage, respectively.

The Chief Executive's report and other sections of the Annual Report describe the full breadth of volleyball activity over the past year. The Board acknowledges the outstanding leadership of Toni-Maree Carnie and VNZ staff and congratulates Toni-Maree on her appointment by the President of FIVB to the International Development Commission. Appointed with 9 other leaders from across the 222 international federations, this Commission provides leadership in improving the sport on a global level. Thank you to the collective leadership and commitment of many school, club, social and regional volunteers for volunteering your time and expertise in your local volleyball community. Particularly, to Donna Milne who recently retired after 6 years of irreplaceable service to VNZ and the volleyball community in driving volleyball's success.

CHAIR REPORT

As the year progressed, VNZ was invited to participate in the first wave of Sport New Zealand's Strengthen and Adapt initiative. The high level of community engagement and ideas generated during this process provided an excellent insight into the state of the game in New Zealand and future opportunities for volleyball. VNZ immediately acted on the opportunity provided and negotiated new funding from Sport New Zealand to support Pacific community volleyball.

The legacy of Strengthen and Adapt is that it forms the basis of the new VNZ Strategic Plan 2022-2030 (in draft at the time of writing) which ensures the themes and ideas will be implemented and resourced over many years to come. Developing the strategic plan has been a major project on the Board's work plan for 2021.

Despite the uncertainties of COVID-19, strong financial management saw a balanced end of year financial result. A highlight being the ongoing diversification of revenue streams, including increased revenue from commercial partnerships and new investment from Fédération Internationale de Volleyball. Specifically, this new revenue has been invested in recruiting a High Performance coach, online video analysis and athlete development opportunities. A full financial report is available elsewhere in the Annual Report.

More recently, the Board begun the Governance Mark process. This is a long-term development programme designed to move the Board forward in undertaking our governance role. This demonstrates the Board's commitment to optimising Board performance to the benefit of members and the volleyball community. The Board is privileged to serve the volleyball community and Board members have worked with diligence and enthusiasm - thank you to Jock Muley, Bevan Erueti, Donna Milne, Lauren Fluery, Sila Avuaa and Jud Hadfield for volunteering your time and expertise on the Board. Additionally, thank you to Claire Stewart, recently appointed VNZ President, Gilbert Enoka, VNZ Patron, and Richard Fowler, VNZ Honorary Lawyer, who generously contribute to the leadership of VNZ.

It has been a year of connecting across many levels of the volleyball ecosystem and forming new and stronger relationships with strategic partners, for the greater good of the volleyball community, and we can look forward with confidence that volleyball will continue to realise it's growth potential.



VOLLEYBALL NEW ZEALAND

Governance

The Board of Volleyball New Zealand is made up of:

Patron: Gilbert Enoka

President: Claire Stewart

Board members: Lucy Pomeroy - Chairperson

Donna Milne - Deputy Chair

Jock Murley

Sila Auva'a (joined October 2020)

Bevan Ereuti (joined October 2020)

Jud Hadfield

Lauren Fleury

Outgoing Board members: Shaun Goldsbury (term ended October 2020)

Vonnie Christian (resigned July 2020)

Board meetings: 7 meetings / 90% Board member attendance

Volleyball New Zealand Staff:

Chief Executive: Toni-Maree Carnie

Business Admin Manager & Events Manager: Amanda Isada

Game Development Manager: Johann Timmer

Volleyball Development Manager: Dave Keelty

Education, Development and Coaching Manager: Fabiane Phaneuf

National Partnership Manager: Katie Horne

Referee Development Managers: Mary Kerekere , Michael Cop

Performance Lead: Colleen Campbell

Administrator: Renee Andersson

Accountants: BDO Wellington

Accounts Administration: Harbour Sport

Auditor: UHY Haines Norton Chartered Accountants

Honorary Solicitor: Richard Fowler



Volleyball New Zealand Award Holders:**International Volleyball Hall of Fame:**

Hugh McCutcheon MNM (2018)

Life Members:

John Drummond (1995)

Shelley Addison (2011)

John Hall (2011)

Stewart Henderson (2011)

Jenny Kirk (2011)

Craig Phillips (2011)

Bill Turnbull (2011)

Ross Baldwin (2012)

Allan Brodie MNZM (2012)

Mary Edmondson (2012)

George Jones (2015)

Phil Gayton ONZM (2017)

Dave MacPherson (2017)

Jock Murley (2019)

Special Distinguished Service Award:

Joseph Ang (2012)

Distinguished Service Award:

Roger Bleyendaal (2012)

Paul Hoffman (2012)

Peter Pearce (2012)

Wayne Stringer (2012)

Neil Anderson (2014)

Keith Macown (2015)

Graeme Walker (2015)

Colin Redpath (2016)

Vai Palelei (2018)

Alani Samia (2019)

Tony Thomas (2019)

Service Award:

Phil Gayton ONZM (1998)

Grant Hill (1998)

Fraser Galloway (1999)

Grant Harrison (1999)

Phil George (2004)

John Hall (2004)

Andrew Hercus (2004)

Barrie Herring (2004)

Hina Ranga (2004)

Grant Bindon (2012)

Adele Drabble (2012)

Derrick Moot (2012)

Roy Titheridge (2012)

Ian Johnston (2014)

Alan Kerr (2014)

Roll of Honour FIVB Centenary Award:

Ctirad Benacek (1995)

Honorary Life President:

Ctirad Benacek (1995)

NZSSSC Service to School Sport - Volleyball:

Phil Gayton ONZM (2009)

Jock Murley (2010)

Mike Polley (2014)



Our Vision

To be the leading participation sport in Aotearoa New Zealand

Our Mission

To lead, enhance and celebrate volleyball across Aotearoa New Zealand

Strategic Plan

Integrity

Wellbeing

Accessibility

Our Values

Collaboration

1 Growing the Game

Providing and Promoting Quality Experiences

Strategic Goals and Initiatives

A. Access

To leverage quality infrastructure (places, platforms, and people) to grow participation.

To promote connections between volleyball providers and existing sports-sector infrastructure, actively enabling access to facilities and spaces to play.

B. Events

To enable quality local competitions and to grow regional and national competitions in order to provide a co-ordinated competition calendar.

To create and implement a successful events plan in partnership with stakeholders.

C. Awareness

To grow the profile and brand of the game at the local, regional, and national levels.

To create a national marketing plan that includes social media and that increases the profile and attractiveness of volleyball.

D. Growth

To connect local and regional volleyball to knowledge, tools and resources to enable growth.

To investigate and implement strategies that engage participants in the game for longer, and in different formats of the game.

E. Diversity

To target participation growth areas, promoting different formats of the game, cultural inclusiveness, and opportunities for young athletes.

To target opportunities that grow participation amongst our youth, for our culturally diverse population, and that leverage the strengths of our unique regions.

2 Playing the Game

Participation, Development and Performance

Strategic Goals and Initiatives

A. Participation

To enable participation, increasing enjoyment and wellbeing for all.

To enable access to quality resources, training opportunities, and competitions for all participants.

B. Athlete Development

To lead a highly effective system for long-term athlete development.

To implement the VNZ Athlete Development and Performance Strategy.

C. Performance

To provide integrated pathways for performance.

To provide resources for athletes who demonstrate the ability to perform on the world stage.

3 Our People

Engaging, Educating and Supporting

Strategic Goals and Initiatives

A. Engagement

To value, acknowledge, and support the development of highly engaged associations, zones, clubs, schools, and community providers.

To create and implement an agreed whole-of-volleyball workforce plan in partnership with associations.

B. Education

To plan and implement learning and development for staff, officials, and volunteers.

To support the delivery of local, regional, and national training for officials and volunteers, with a focus on increasing capability and capacity.

C. Support

To lead the coach and referee development programmes at all levels of volleyball.

To deliver the coach and referee development programmes and to engage new coaches and referees.

4 Operational Excellence

Optimising Resources and Utilising Technology

Strategic Goals and Initiatives

A. Operations

To deliver quality operational plans, with a commitment to continuous quality improvement.

To prepare annual plans, continually striving to improve the systems and processes that enable the relevance and effectiveness of VNZ for its members.

B. Communications

To communicate in a meaningful, open and timely way.

To develop and implement a communication plan for all stakeholders.

C. Governance

To grow a sustainable financial platform with sound stewardship and robust processes.

To prepare fiscally responsible annual budgets, to control and monitor expenditure effectively, and to report fiscal activity accurately to the Board and stakeholders.

2018-2021



The release of the **VNZ Strategic Plan 2018-2021** heralds an exciting era, setting out a revitalised approach to leading, enhancing and celebrating volleyball in Aotearoa New Zealand.

The Plan features four pillars:

- A focus on **Growing the Game**, providing and promoting quality volleyball experiences and strengthening connections and partnerships within and outside our sport;
- A participant-centred approach to **Playing the Game**, increasing enjoyment and maximising potential through participation, development and performance;
- A commitment to **Our People**, engaging and supporting passionate staff, officials and volunteers who develop and deliver volleyball throughout New Zealand; and
- An expectation of **Operational Excellence**, optimising resources and utilising technology to ensure the relevance and effectiveness of VNZ for its members.

Within each pillar, there are specific goals and initiatives; these are the priorities that will be the focus of the next three years (while acknowledging the inter-connections and dynamic nature of the Plan). Core values are defined, that are expected to weave throughout the Plan and guide all activity; these are integrity, wellbeing, accessibility and collaboration. Further communication will set out the key performance indicators that will signal success.

'Our new strategy acknowledges the many ways people are connected with volleyball throughout the country, and in the next three years we are going to focus more on strengthening these connections and leading initiatives that will see volleyball thrive in New Zealand.'

VNZ Board Chair, Claire Stewart

Earlier in the year stakeholders were asked to share their thoughts about volleyball in New Zealand, about how VNZ is doing, and what could be done better. Thank you to the large number of people who responded to the survey. Collectively your feedback provided a wealth of valuable insights, ideas and information that has influenced and shaped the VNZ Strategic Plan 2018-2021. (See summary at right)

Survey summary...

Volleyball is an **inclusive** game, with different codes and formats, that is enjoyed by many people across cultures, ages, genders and locations throughout New Zealand.

The strength of volleyball at **school level** was highlighted, as was the opportunity to develop initiatives to enable school leavers to remain engaged with the sport, and for our performance athletes to take advantage of scholarship opportunities.

There was a strong message that many **passionate people and volunteers** contribute to our sport and the volleyball experience. Doing better at connecting with and developing our people and volunteers, particularly at a **grass roots level**, was also identified as an opportunity.

Variation in capability and function of different **associations and regions** was identified, with a number of ideas shared about how to broker the spread of knowledge and **development of capability and capacity** across the country. The importance of improving **communication** was a common theme, with some stakeholders feeling disconnected.

The main **difference in views** was between those who wanted more attention on the performance programme, particularly on **athlete development**, and those who considered VNZ to be too focused on performance at the expense of grass roots volleyball.

A lack of **funding** was identified as a critical issue to address in order to maximise the potential of the game at all levels.

Limited access to **facilities** to train and play was seen as a threat to volleyball, while being able easily to pick up a ball and play, particularly in New Zealand's beautiful outdoor spaces and beaches, was highlighted as an advantage.





VOLLEYBALL NEW ZEALAND
POIREWA AOTEAROA

2

TRAINING AND DEVELOPMENT

REFEREE DEVELOPMENT

South Island Referee Report

Michael Cop

Referee Development Manager

While 2020-2021 was challenging from an in-person perspective, there were three initiatives for referee development that moved forward. The first initiative was traditional to this role in previous years. Courses of all levels (Local, Regional, and National) were offered across the South Island. While some were cancelled for obvious reasons, we still did manage to get referees accredited. In part, the online Local Referee course that was created last year helped in this process. The second initiative continued towards strengthening online resources—an initiative which became increasingly self-evident because of COVID. In conjunction with the NZBT, I created a series of videos and quizzes for basic beach rules. These videos were aimed at the growing population of beach players who (often) need to self-referee. Knowledgeable players also often translate into fewer conflicts on court over rules. The third initiative was to continue creating Regional Referee material that can be used more broadly across the South Island. This material includes videos of ball-handling, blocking, and back row attack faults, asking participants to decide upon such faults. The idea is to give upcoming referees more concentrated opportunities to decide upon caught balls, double contacts, and other faults in low-stake environments before they officiate over more difficult matches.



Referee development continued in the North Island with a number of courses provided. Refereeing is such an integral part of the game of volleyball and the more confident people feel in referring the more enjoyable the game will be for everyone. Demand for referee courses peaks just before major events each year. In an effort to manage demand and to take a different approach due to covid-19, more online courses have been developed.

In an effort to replicate the coach framework, a priority is to develop a network of referee developers and trainers who can lead the development of referees throughout New Zealand without putting considerable strain on just a few referees.

The National Volleyball League provided New Zealand's best referees with a training and development opportunity of a high standard with consistently challenging and demanding games played over 2 weekends. This was an excellent opportunity to referee quality games.

Top national referees continue to mentor and support younger referees at all the VNZ events. Sincere thanks to all of those who have assisted in referring over the past year and particularly those who have mentored and guided the development of our future referees.

Many thanks to Mary Kerekere and Michael Cop for their distinguished service within the referee community.



Indoor International Referees:

Tim Hulls
Des Kerekere
Mary Kerekere

Beach International Referees:

Tim Cleaver
Richard Casutt
Sarah Baldwin

COACH DEVELOPMENT

Volleyball NZ welcomed the recruitment of High Performance Beach Coach Jason Lochhead to work closely with Johann Timmer in the coach development and athlete development space. Colleen Campbell continues to work at a strategic level looking for national and international partnerships and opportunities including those with FIVB and High Performance Sport NZ. Her portfolio also sees a priority area of women and girls. Fabi Phaneuf will also be working in coach developer space.

Coach Development Framework

Through months of planning and conversations, Volleyball NZ were pleased to announce its coach development framework. The framework was developed from support of a range of people, including working groups, Sport NZ, and Association leads. We would like to thank all those that contributed in the development of this framework.

The framework will provide Associations with the necessary tools to provide coach development opportunities in their region using qualified coach developers.

Consisting of four awards, Engage, Grow, Develop, and Excel; the framework will allow coaches the flexibility on meeting their needs while also providing structure to deliver critical knowledge needed to support the coaches and athletes to achieve the best volleyball experience possible.

National Volleyball League

The NVL not only provided a great opportunity for athletes to compete but also for top coaches to experience some great competition and development. Throughout the campaign NVL coaches joined together through several discussions, led by Dave Keelty, Colleen Campbell, and national team coaches Mark Doyle and Richard Casutt.

Coach development didn't just stop with the NVL coaches. Several coaches experienced the action up close with thoughts from the above-mentioned coach developers. These coaches were given the opportunity to ask the thoughts of national coaches, deliver their thoughts on the game, all while observing the best players in NZ.

National Coaching Weekend

In February, Butterfly Creek was the destination for all national coaches to engage in discussion in planning and development. The weekend was a great success, allowing all national coaches (beach and indoor) a chance to collaborate and establishing first time connections.

Alongside discussion and planning, the weekend also provided some great learning. Volleyball NZ Patron Gilbert Enoka, Sport NZ Coaching Consultant Andy Rogers, and National Development Manager David Keelty all presented to the 14 coaches on various coaching topics.

This was the first time, in a long period, national coaches from all programmes were able to share their ideas in helping path the way for the future. The coaching weekend was well received, and plans are underway for another workshop early next year.

ATHLETE DEVELOPMENT

Development Camps

Volleyball New Zealand again hosted various development camps around New Zealand. This gave the opportunity for athletes and coaches around New Zealand to develop their skills in a fun environment. Indoor camps were held in January, April, and July in Auckland, Tauranga, Hamilton, Nelson and Dunedin. 376 athletes were in attendance supported by 40 coaches.

A total of four beach volleyball camps were also held in Tauranga and Nelson. 129 athletes attended Tauranga camps while 37 attended the two camps in Nelson. Several coaches were again involved with top beach players such as Mike Watson, Alice Zeimann and Olivia Macdonald also giving back to the youth.

Volleyball NZ also explored the opportunity to work with associations in development opportunities. Volleyball Southland being the first, where support was provided in both coach and athlete development opportunities. Starting in Invercargill, moving into Queenstown and Wanaka, over 70 athletes and 10 coaches were supported in this experience and the feedback was greatly received.

Dynasty Next Gen Camps

With changes in the Youth Space, Dynasty Next Gen Camps are in preparation and will begin October 2021. This is an exciting opportunity for Volleyball NZ to work through the changes that were made following its performance review. These camps will be led by top coaches around NZ while utilizing mental skills, nutrition, and strength and conditioning experts to provide a great opportunity for everyone to grow. Changes to the Youth / U17 space were made in consultation from Sport New Zealand considering issues such as Balance is Better, Youth burnout, over training, de-selection and costs.



VOLLEYFEST

Volleyfest is designed to reduce barriers, connect with the community by providing a fun and safe environment with a focus on meeting the needs of women and girls through a grass based modified volleyball experience. Northland, Manukau Auckland, Manawatu and Canterbury Associations hosted over 24 Volleyfest opportunities over the 2020-2021 summer, where over 2,500 participants engaged in local festivals or leagues. With 85% of these participants being new to volleyball.

All four Associations provided a unique Volleyfest experience that met their communities needs. Partnerships and collaboration to achieve the common goal of more people active, more young girls and women engaging in positive sporting experiences was achieved by all 4 Regional associations by:

- Working with local community groups and councils to identify windows of opportunities.
- Collaboration on events with other local sporting codes
- Targeted to meet the needs of first-time participants through exclusive events
- Connecting with local clubs, to build community connect and develop local capability
- Providing opportunities for leadership, coach, and referee development.
- Fun, Safe, Challenging and Connected events.
- Opportunities for ongoing engagement in local competitions.

Volleyball New Zealand is excited to see the continuation of Volleyfest throughout these communities and encourage other regions to look for opportunities to introduce this fun, family friendly festival to the local communities.



NATIONAL PARTNERSHIPS

Community Engagement

As National Partnership Manager, the key objects for 2021 have been focused on building relationships, understanding the range of contexts our Regional Associations are working within to support, build and grow their capability and capacity.

2021:

- Four online Board chair connects, sharing, celebrating, challenging, and collaborating
- Introduction of the Regional Association Padlet, where shared resources and templates are accessible and updated regularly
- Connecting with key members of regions at VNZ events and through local visits.
- Supporting Constitutional revamps,
- Establishment of WECA
- Consultations and seeking of feedback for future
- Voice of the Youth working towards projects on Quality Coaching and Transitioning from School to Club.
- Volleyfest
- Strength and Adapt

Actions moving forward:

- Partnership Plans
- Strength and Adapt in the communities
- Continued support and connect with RA's Board development and funding opportunities.



VOLLEYBALL NEW ZEALAND
POIREWA AOTEAROA

3

EVENTS

INDOOR EVENTS REPORT

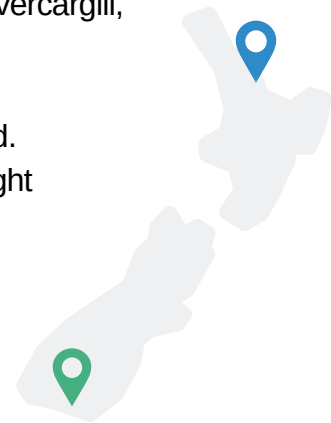
Events Cancelled due to Covid-19:

2020 VNZ Inter-Provincial Championships
2020 National Tertiary Volleyball Championship
53rd VNZ Club Championships 2020

37th North Island and South Island Junior SS Volleyball Championships

The North and South Island Junior SSVS is the first national tournament to commence in 2020 since Covid-19 hit in February. It was great to finally run tournaments again. North Island Juniors was held from 23-26 November at Trustpower Baypark Arena and Queen Elizabeth Youth Centre in Tauranga with 47 boys teams and 53 girls teams representing 54 schools. Trident High School girls team emerged victorious and beating Rangitoto College in 3 sets. Orewa College placed third. For the boys division, Tauranga Boys' College garnered first place. Mt. Maunganui College placed second and Manurewa High School won the bronze medal.

After more than 5 years, the South Island Juniors was held at the ILT Stadium in Invercargill, Southland. From 23-25 November, 31 schools flocked to Southland bringing 17 boys teams and 35 girls teams. For the girls' division, St. Andrew's College placed first, Nayland College came second and Cashmere High School placed third. In the Boys Division, Burnside High School beat Riccarton High School in two straight sets to claim gold, while Shirley Boys' High School won in three sets against Waimea College to claim third place.



2021 New Zealand Secondary School Volleyball Championships

22 - 26 March 2021, CET Arena and Massey University, Palmerston North

After having to cancel last year's tournament, teams were excited to participate in the 2021 NZSSVC with 96 girls teams filled 6 divisions and 80 boys teams were split into 5 divisions. Schools were heavily oriented with level 2 guidelines as another Covid-19 scare was in place. It was great the tournament was able to commence at level 1. Secondary School teams were also excited to play on the Taraflex floor which was set up as a show court in Fly Arena 2. It was also the first time to schedule all division finals in the main arena which provided quality experience for those from other divisions and for our livestream viewers. Rangitoto College won the Boys Championship while Burnside High School won the Girls Division.

INDOOR EVENTS REPORT

2021 North Island Secondary School Volleyball Cup - Satellite

22 - 24 March 2021, Eventfinda Stadium and Netball North Harbour, North Shore, Auckland

There is a rapid growth in interest for school volleyball and VNZ addressed that by providing a satellite tournament that runs the same week as NZSSVC in March. The satellite tournament hosted 14 boys teams and 16 girls teams. Teams from Northland, Auckland and Bay of Plenty flocked to Auckland to compete in the inaugural tournament.

Howick College, Tangaroa College and Auckland Girls' Grammar placed first, second and third respectively for the Girls division. For the Boys division, Rangitoto College came first, Manurewa College came second and Howick College placed third.

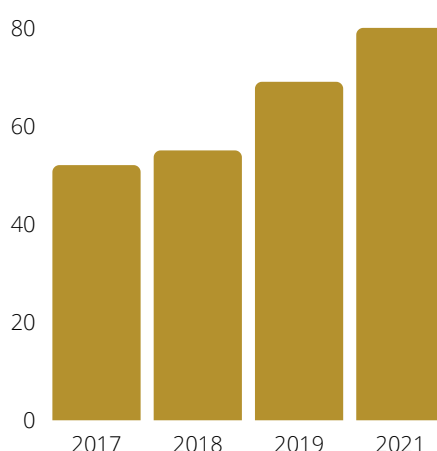
2021 Volleyball New Zealand Inter-Provincial Championships

5 - 7 June 2021, ASB Sports Centre, Kilbirnie, Wellington

The 2021 VNZ Inter-Provincial Championships welcomed an additional 11 new teams into the annual tournament held during Queen's Birthday weekend. VNZ's newest Regional Volleyball Association, Waitakere East Central Auckland Association (WECA) brought 2 Open Womens team's and an Under 19 Boys team. The Canterbury Open Mens team claimed first place against Bay of Plenty, while Wellington came third. Canterbury Womens team also dominated the finals, beating Harbour. Manuaku Auckland claimed bronze.

Number of teams:

U17 Boys – 9 teams
 U17 Girls – 11 teams
 U19 Boys – 14 teams
 U19 Girls – 12 teams
 U21 Mens – 4 teams
 U21 Womens – 4 teams
 Open Mens – 13 teams
 Open Womens – 13 teams



BEACH EVENTS REPORT

NZ Beach Tour 2020/21

Nelson Super Slam

- 16 men's teams
- 20 women's teams
- 72 athletes total
- 800 total estimated attendees
- Sunday (Finals) broadcast live on SKY Sports Next YouTube channel

Mauao Super Slam

- 15 men's teams
- 15 women's teams
- 60 athletes total
- 2000 total estimated attendees
- Sunday (Finals) broadcast live on SKY Sports Next YouTube channel

Northland Slam

- 29 men's teams
- 28 women's teams
- 3 university women's teams
- 3 university men's teams
- 6 junior boys teams
- 7 junior girls teams
- 152 athletes total
- 1000 total estimated attendees
- Sunday (Finals) broadcast live on SKY Sports Next YouTube channel

Christchurch Super Slam

- 8 men's teams
- 8 women's teams
- 32 athletes total
- Sunday (Finals) broadcast live on SKY Sports Next YouTube channel
- 1500 total estimated attendees

Mauao Tour Finals

- 12 men's teams
- 7 women's teams
- 38 athletes total
- Sunday (Finals) broadcast live on SKY Sports Next YouTube channel
- 1000 total estimated attendees

GJ Gardner continued with its support of the NZBT and a first time urban event in Cathedral Square in Christchurch saw a change to a single court top 8 competition. With stunning weather and great support from Christchurch City Council, the event was an enormous success. Other events were played in fabulous weather and saw great numbers of spectators and athletes take to the sand.

Sky Sport Next continued to support the event and broadcast all finals on their YouTube channel as well as Tour finals on Sky Sport.

Councils continued to show their support for the NZBT by investing in the event and a number of smaller companies provided value in kind for prizes and giveaways. Grandstands, signage, warm up bikes and portable water trailers were some of the additional features over the tour in 2021. Other financial partners included TECT,



G.J. Gardner. HOMES

NZ Inter Provincial Beach Champs (Jan 19-21)

The 3-day event was held at Ruakaka Beach, Northland. VNZ Beach IPC hosted an Under 19 tournament and Under 17 tournament for Girls and Boys. There were 21 U19 Girls teams, 13 U19 Boys teams, 14 U17 Girls teams and 12 U17 Boys teams from Bay of Plenty, Canterbury, Harbour, Waikato, Taranaki, Northland and Tasman that participated in this year's Beach IPC. Taylah Holdem and Ella Ballantyne won the U19 Girls Division, while James Sadlier and Nico Lietz won the U19 Boys Division. For the U17 Girls Division, Tineke Hinton and Nia Surman won gold, while Rylee Houghton and Juraj Krajci won the Boys Division.

NZ Secondary School Beach Volleyball Champs (Feb 5-6)

The NZSSBVC held during Waitangi Weekend was a blast! 96 girls teams and 83 boys teams flocked the Main Beach in Mt. Maunganui, Tauranga. Although court numbers had to be reduced due to beach space which also reduced space for a junior tournament, there was a significant increase in year 12-13 boys teams with an additional 16 pairs joining the tournament. Rosa Vesty and Taylah Holdem from Burnside High School won over the pair of Maria Hanabadi and Grace Buxton from Carmel College for the Girls Division. Kyle Smith and Jarod Roberts from Hillcrest High School won the gold medal in the Boys Division, while Connor Goodwin and Ollie Morton-Farrelly from Matamata College placed second.

Beach Volleyball around NZ

11 2 star events registered with VNZ in 7 regions

6 3 star events registered with VNZ in 4 regions





VOLLEYBALL NEW ZEALAND
POIREWA AOTEAROA

4

Technology

TECHNOLOGY REPORT

Friendly Manager



Friendly Manager (FM) is a club management software that Volleyball New Zealand has been using for about three years now to manage memberships and national development camp registrations. A competition management system was developed for volleyball with raw and basic features which was tested during the Northern Zone competition in June.

This year has been a period wherein VNZ has researched and trialed various Competition Management Systems and IT solutions locally and abroad with the guidance of Sport New Zealand and other national sporting bodies. Friendly manager offered basic volleyball fixtures which was used during the Junior Champs tournaments. From this event, FM developed various fixtures and features from correcting the scoresheets, draws, microsite, results and other backend features that partly lead to the success of a smooth NZSSVC tournament in March.

VNZ continues to work with FM to improve the systems, add features for easy user and admin access, as well as maximise the other features it offers outside Competition Management.

PARTNERSHIPS REPORT

New partnerships for Volleyball NZ in 2021 were Genius Sports (data and technology), Salming (footwear), Tip Top (Ice cream, partnering with the NZ Beach Tour), 2wel (towels and beach gear, partnering with the NZ Beach Tour). There is growing interest commercially in Volleyball in NZ, which bodes well for the future. Outside of commercial partnerships, Volleyball NZ is looking to formalise partnerships with Touch NZ (around community delivery), ACC (around injury prevention) and health organisations (around community engagement in health issues).

Continued commercial financial partnerships from previous years include Sky Sport Next and Sky TV, Futurewood and Frequency.

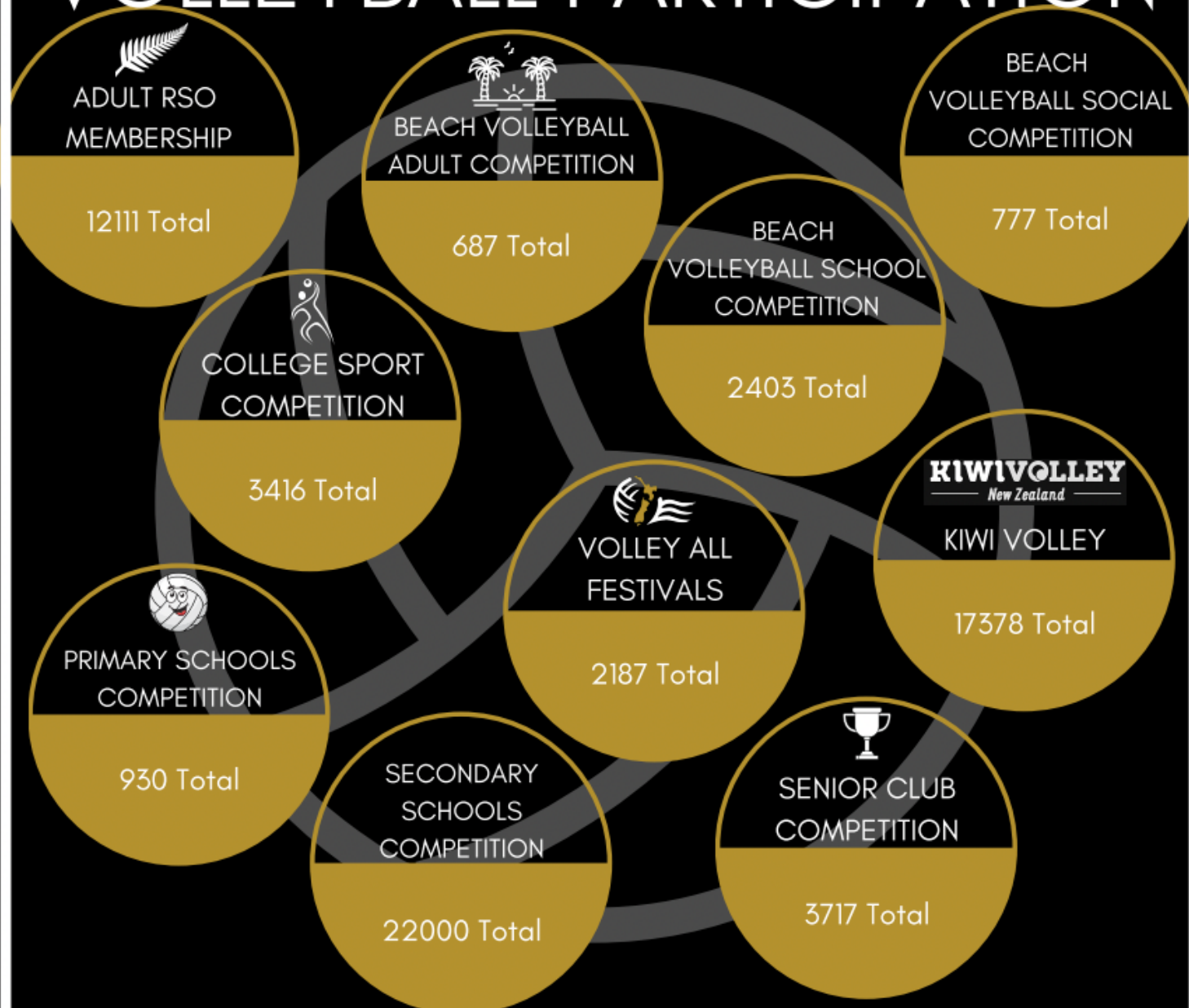
Gaming and Trust funding are critical to Volleyball NZ and its growth and development. Sincere thanks to NZCT who's commitment to volleyball has been outstanding. Sport New Zealand has continued to demonstrate its faith in the strategic direction Volleyball NZ is taking and has continued its financial and business capability support for volleyball.

VOLLEYBALL NEW ZEALAND
POIREWA AOTEAROA



2020/2021

VOLLEYBALL PARTICIPATION



Membership by Sport NZ categories



A black and white photograph showing the silhouettes of four volleyball players in action. One player is jumping high to spike the ball, while others are positioned around the net, ready to receive or block. The background is a light, textured wall.

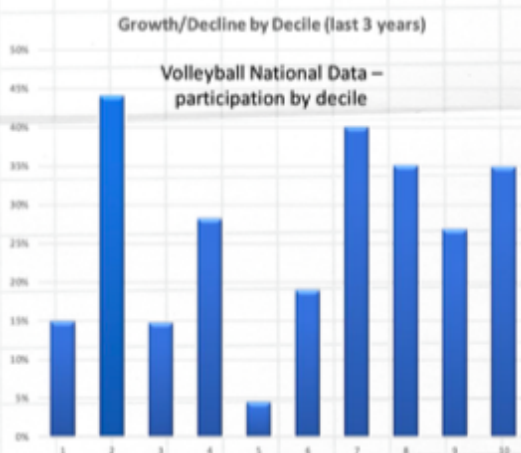


Coaches

Volleyball National Data

Year	Teaching Staff	Community	Student Coaches	Total
2010	480	280	270	1030
2011	460	250	280	990
2012	410	280	370	1060
2013	460	320	370	1150
2014	450	350	450	1250
2015	450	370	500	1320
2016	440	380	500	1320
2017	420	380	460	1260
2018	430	380	480	1290
2019	390	420	450	1260
2020	450	460	580	1490

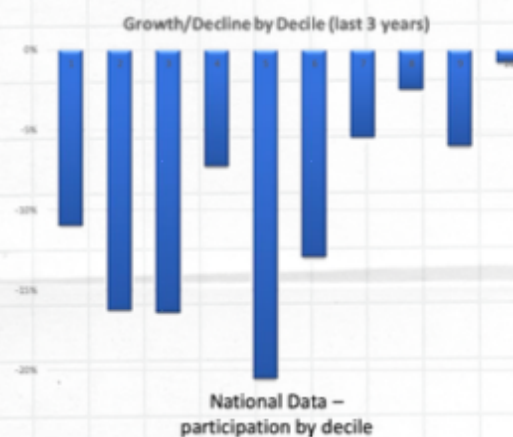




GROWTH/ DECLINE BY DECILE (LAST 3 YEARS)

Volleyball participation by decile has risen in the last 3 years, reaching a maximum growth of almost **45%**

Other key sports however, have shown a decline in participation of over **20%**



	2018	2019	2020	Incr/Decr 2018-2020
Netball (Outdoor)	27129	27080	25032	-8%
Basketball	26457	25072	24188	-9%
Rugby Union	25271	24731	24031	-5%
Volleyball	17454	17635	22111	27%
Football	23513	23274	20793	-12%
Hockey (Outdoor)	14145	14229	13532	-4%
Touch	12175	12015	11719	-4%
Athletics	11301	11351	9904	-12%
Badminton	10793	11129	9689	-10%
Cricket (Outdoor)	9500	9096	9305	-2%
Futsal	7212	7274	7090	-2%
Rugby Sevens	5213	5267	5222	0%
Tennis	5339	4969	4824	-10%
Rowing	4294	4245	4070	-5%
Swimming	4619	4445	3378	-27%

KEY SPORTS AND PARTICIPATION NUMBERS

Volleyball NZ have seen a **27%** increase in participation rates from 2018-2020 and are the only sport in the nation to have had a rise in participation

**VOLLEYBALL NEW ZEALAND
ANNUAL REPORT 2020/2021**



VOLLEYBALL NEW ZEALAND
POIREWA AOTEAROA

5

Financial Report

Performance Report

Volleyball New Zealand Incorporated
For the year ended 30 June 2021

Contents

3	Independent Audit Report
6	Entity Information
8	Approval of Performance Report
9	Statement of Service Performance
13	Statement of Financial Performance
14	Statement of Financial Position
15	Statement of Cash Flows
16	Statement of Accounting Policies
21	Notes to the Performance Report

UHY Haines Norton (Auckland) Limited

Head Office

22 Cathedral Street | Henderson | Auckland 0612 | New Zealand

PO Box 21143 | Henderson | Auckland 0650 | New Zealand

t: +64 9 839 0087 | f: +64 9 837 2992

info@uhyhn.co.nz | www.uhyhn.co.nz

4 October 2021

The Board Members
Volleyball New Zealand Incorporated
PO Box 300-633
Albany
Auckland

Dear Board Members

Audit of Volleyball New Zealand Incorporated's Financial Statements for the Year Ended 30 June 2021

We have now completed our audit of Volleyball New Zealand Incorporated's financial statements for the year ended 30 June 2021. We enclose:

- A copy of the financial statements for the year ended 30 June 2021;
- A management representation letter template for the year ended 30 June 2021;
- A going concern representation letter template for the year ended 30 June 2021; and
- A copy of our closing report to the Board Members (please read through and provide comments if you have any).

The management and going concern representation letter need to be printed onto Volleyball New Zealand Incorporated's letterhead, signed and forwarded to us. The financial statements will need to be signed where indicated and returned to us.

Once the above documents have been signed and returned to us, we will issue our audit report.

Please do not hesitate to contact us should you have any queries.

Yours sincerely

UHY Haines Norton (Auckland) Limited



Bhavin Sanghani
Director- Audit and Assurance Services
BhavinS@uhyhn.co.nz
Direct Dial: (09) 839 0248

Encl.

Auckland CBD Office
4th Floor, Smith & Caughy Building
253 Queen Street | Auckland 1010
t: +64 9 303 5844

Kumeu Office
329A Main Road | Kumeu 0810
t: +64 9 412 9853

Helenesville Office
34 Commercial Road | Helenesville 0800
t: +64 9 420 7972

Entity Information

Volleyball New Zealand Incorporated For the year ended 30 June 2021

Legal Name of Entity

Volleyball New Zealand Incorporated

Entity Type and Legal Basis

Incorporated Society

Incorporation Number

217002

Entity's Purpose or Mission

To lead, enhance and celebrate volleyball across Aotearoa New Zealand

Main Sources of Entity's Cash and Resources

Grant income and user fees

Main Methods Used by Entity to Raise Funds

Funding grants and user fees

Entity's Operational Structure:**Board**

Lucy Pomeroy - Chair

Jock Hurley

Donna Milne

Lauren Fleury

Sila Aarua

Bevan Eruefi

Jud Hadfield

Chief Executive Officer

Toni-Manee Camie

Physical Address

Sports House
Stadium Drive
Albany
Auckland 0632

Postal Address

PO Box 300633
Aibany
Auckland 0752

Website

www.volleyballnz.org.nz

Email

om@volleyballnz.org.nz

Approval of Performance Report

Volleyball New Zealand Incorporated For the year ended 30 June 2021

The Governing board are pleased to present the approved Performance report including the historical performance report of Volleyball New Zealand Incorporated for year ended 30 June 2021.



Toni-Maree Carnie

Chief Executive

Date



Lucy Pomeroy

Board Member - Chair

Statement of Performance

Initiative	Action	Progress 2019/20	Plan 2020/21	Progress 2020/21
1. Growing the Game				
a. Access <ul style="list-style-type: none"> To leverage quality infrastructure (places, platforms, and people) to grow participation. To promote connections between volleyball providers and existing sports -sector infrastructure, actively enabling access to facilities and spaces to play. 	Work with RSTs, Council and community to work together for further indoor sport facility opportunities.			
	Work with Councils and Local Board in Auckland to promote 'park volley' opportunities with funding.			
	Work with other sports providers, sports, private providers to market all aspects of volleyball as a potential shared income stream.			
b. Events <ul style="list-style-type: none"> To enable quality local competitions and to grow regional and national competitions in order to provide a co - ordinated competition calendar. To create and implement a successful events plan in partnership with stakeholders. 	Continue to grow and improve VNZ events.			
	Review held of all events and calendar.			
	Online technology for all events.			
	Introduce satellite secondary school event.			
c. Awareness <ul style="list-style-type: none"> To grow the profile and brand of the game at the local, regional, and national levels. To create a national marketing plan that includes social media and that increases the profile and attractiveness of volleyball. 	Plan to be further developed and reviewed.			
	Social media plan to be extended.			
d. Growth <ul style="list-style-type: none"> To connect local and regional volleyball to knowledge, tools and resources to enable growth. To investigate and implement strategies that engage participants in the game for longer, and in different formats of the game. 	Subject to funding investment. Sitting volleyball, rest home games, lwi of origin.			
	Shared resources regionally.			

e. Diversity <ul style="list-style-type: none"> To target population growth area, promoting different formats of the game, cultural inclusiveness and opportunities for young athletes. To target opportunities that grow participation amongst our youth, for our culturally diverse population, and that leverage the strengths of our unique regions. 	Grant applications in place and being made for diversity funding in some regions across NZ through grants role in place.			
	VNZ delivery into targeted population areas with funding support.			
2. Playing the Game				
a. Performance <ul style="list-style-type: none"> To provide integrated pathways for performance. To provide resources for athletes who demonstrate the ability to perform on the world stage. 	Provide strong pathway documentation for athletes and ensure well promoted.			
	Provide learning resources and tools for athletes.			
	Provide Coach professional development at NZ level.			
	Provide Coach professional development and education for women interested in coaching.			
	Performance Coaches to have a strategy and plan in conjunction with VNZ Coaching resources for developing athletes.			
	Culture training session to be run with all NZ coaches and other Association coaching leads.			
	Annual plan submitted for tours including budgets to be continued to be managed.			
	Research Good practice in performance across NZ and internationally.			
b. Athlete Development <ul style="list-style-type: none"> To lead a highly effective system for long-term athlete development. To implement the VNZ Athlete Development and Performance Strategy. 	Full time VNZ Athlete Development and Performance Lead in place working in association with the strategy.			
	Calendar in place with International performance events and VNZ camps, trainings, trials and events.			
	Fund / subsidise some camps, trials, programmes, development activities.			
	Research Australian and South Pacific playing and developing opportunities.			
	Selection and nomination processes and criteria in place for all teams. Thoroughly reviewed from learnings.			
	All programmes evaluated online and summaries provided to CE.			
c. Participation	Increasing the number of resources on the website for use. Manage them and promote them to associations / clubs.			

<ul style="list-style-type: none"> To enable participation, increasing enjoyment and wellbeing for all. To enable access to quality resources, training opportunities, and competitions for all participants. 	Promoting training opportunities to the stakeholder community through social media and newsletter.			
	Work with Associations to increase their capability to provide more and diverse opportunities.			
	Develop Partnership plans with Associations and RSTs to provide more opportunities for volleyball engagement.			
3. Our People				
a. Education	Continue Association networking building partnership plans.			
<ul style="list-style-type: none"> To plan and implement learning and development for staff, officials, and volunteers. To support the delivery of local, regional, and national training for officials and volunteers, with a focus on increasing capability and capacity. 	Develop through Roadshow discussions, developing an understanding of capacity and capability needs within Associations and Regions.			
	Leadership training and resources as to 'how to implement 'a few good ideas and 'recruiting volunteers' is the key shortage as well as access to funding so that programmes can be developed and implemented.			

b. Engagement <ul style="list-style-type: none">To value, acknowledge, and support the development of highly engaged associations, zones, clubs, schools, and community providers.To create and implement an agreed whole-of-volleyball workforce plan in partnership with associations.	Work with Associations, RSTs and other Community organisations.			
	Beginning with VNZ workforce plan then to widen into the community. Focus on volunteers, Board, management, event management training.			
c. Support <ul style="list-style-type: none">To lead the coach and referee development programmes at all levels of volleyball.To deliver the coach and referee development programmes and to engage new coaches and referees.	Implement coach development programmes across NZ.			
	Implement referee development programmes across NZ.			
	Implement coach education levels of accreditation.			
	Provide an events manual and training for events staff.			
	Provide training and support for coach developers and coaching leads in associations.			
4. Operational Excellence				
a. Operations <ul style="list-style-type: none">To deliver quality operational plans, with a commitment to continuous quality improvement.To prepare annual plan, continually striving to improve the systems and processes that enable the relevance and effectiveness of VNZ for its members.	Develop annual plan with agreed priorities.			
	Develop agreed workplan for staff, KPIs and key milestones with budgets.			
	Continue to develop processes, systems and policies proactively rather than reactively.			
	Create a network of sharing of resources across NZ.			
	Create a network of volleyball learning (admin) across NZ.			
	Transgender policy updated to ensure fair and just.			
b. Communications <ul style="list-style-type: none">To communicate in a meaningful, open and timely way.To develop and implement a communication plan for all stakeholders.	Stakeholder relationship completed Started in early days but needs to be re visited and further developed.			
	Overarching communication plan Started in early days but needs to be re visited and further developed.			
	2019 – 2020 Association roadshow calendar completed.			
	CRM implemented and utilized.			
c. Governance <ul style="list-style-type: none">To grow a sustainable financial platform with sound stewardship and robust processes.To prepare fiscally responsible annual budgets, to control and monitor expenditure effectively and to report fiscal activity accurately to the Board and stakeholders.	2019 – 20 Budget prepared and presented.			
	2019 – 20 Budget managed and on track.			
	New business opportunities sought through programme diversification.			
	New business sought through government agencies.			

Statement of Financial Performance

Volleyball New Zealand Incorporated

For the year ended 30 June 2021

	NOTES	2021	2020
Revenue			
Revenue from providing goods or services	1	483,175	1,373,498
Donations, fundraising and other similar receipts	1	690,094	548,489
Interest, dividends and other investment revenue		1,912	3,473
Fees, subscriptions and other revenue from members	1	130,596	18,594
Other revenue	1	129,444	156,506
Total Revenue		1,435,221	2,100,560
Expenses			
Volunteer and employee related costs	3	581,376	421,939
Costs related to providing goods or services	3	707,628	1,500,297
Other expenses	3	137,867	129,827
Total Expenses		1,426,871	2,052,063
Surplus for the Year		8,350	48,497

Statement of Financial Position

Volleyball New Zealand Incorporated

As at 30 June 2021

	NOTES	30 JUN 2021	30 JUN 2020
Assets			
Current Assets			
Bank accounts and cash	9	594,764	565,828
Debtors and other receivables		80,885	30,345
Event expenses prepaid		61,680	8,230
Short term deposits		340,000	-
GST refundable		2,612	12,735
Prepayments		9,603	9,038
Total Current Assets		989,544	627,857
Non-Current Assets			
Property, plant and equipment	4	89,318	75,961
Intangibles	5	2,768	11,250
Total Non-Current Assets		92,086	87,211
Total Assets		1,081,634	715,068
Liabilities			
Current Liabilities			
Credit cards	9	9,272	-
Creditors and other payables		189,135	26,969
Event income prepaid		46,549	21,937
Unused donations and grants with conditions	10	422,769	590,023
Funds held on behalf of others		9,445	-
Finance lease liability		11,408	9,741
Provision for annual leave		48,523	25,147
Total Current Liabilities		637,133	596,917
Non-Current Liabilities			
Finance lease liability		40,884	52,284
Total Non-Current Liabilities		40,884	52,284
Total Liabilities		678,017	649,201
Total Assets less Total Liabilities		404,517	67,867
Accumulated Funds			
Accumulated surpluses	6	404,517	67,867
Reserves	7	-	-
Total Accumulated Funds		404,517	67,867

Statement of Cash Flows

Volleyball New Zealand Incorporated For the year ended 30 June 2021

	NOTES	2021	2020
Statement of Cash Flows			
Cash Flows from Operating Activities			
Cash was received from			
Donations, fundraising and other similar receipts		922,870	668,445
Fees, subscriptions and other receipts from members		130,596	18,594
Receipts from providing goods or services		472,554	818,182
Interest and other income		107,294	132,159
Total Cash was received from		1,633,314	1,637,380
Net GST		11,204	(14,552)
Cash was applied to			
Payments to suppliers and employees		(1,344,239)	(1,596,322)
Total Cash was applied to		(1,344,239)	(1,596,322)
Total Cash Flows from Operating Activities		300,279	26,506
Cash Flows from Investing and Financing Activities			
Cash was received from			
Funds advanced through finance lease for motor vehicle purchase		-	68,244
Receipts from the sale of plant, property and equipment		4,565	-
Total Cash was received from		4,565	68,244
Cash was applied to			
Principal portion of lease liability		(9,741)	(6,218)
Payments to purchase plant, property and equipment		(36,419)	(74,972)
Payments to purchase intangible assets		-	(15,000)
Investment in short term deposits		(240,000)	-
Total Cash was applied to		(286,160)	(96,190)
Total Cash Flows from Investing and Financing Activities		(281,595)	(27,946)
Net Increase/(Decrease) in Cash		18,684	(1,440)
Opening Cash Balance			
Bank accounts and cash	9	566,828	568,268
Total Opening Cash Balance		566,828	568,268
Closing Cash Balance		585,512	566,828

Statement of Accounting Policies

Volleyball New Zealand Incorporated

For the year ended 30 June 2021

Basis of Preparation

The society has elected to apply PBE SFR-A (NFP) Public Benefit Entity Simple Format Reporting - Accrual (Not-For-Profit) on the basis that it does not have public accountability and has total annual expenses equal to or less than \$2,000,000. All transactions in the Performance Report are reported using the accrual basis of accounting. The Performance Report is prepared under the assumption that the society will continue to operate in the foreseeable future.

Presentation Currency

The Performance Report is presented in New Zealand dollars (NZ\$) and all values are rounded to the nearest NZ\$.

Revenue Recognition

Revenue from non-exchange transactions

Grants are recognised as income when they are received during the year. If a grant is not fully expended during the year, a commitment is recognised as a note to the extent that such conditions are unfulfilled at the end of the reporting period. Any grant income received in advance of the specific expenditure is also recorded as a liability as grant income unspent.

Donations and grants with no "use or return" condition attached are recorded as revenue in the year they relate to.

Donations and grants with a "use or return" condition attached are recorded as a liability when cash is received, and as the conditions are met the liability is reduced and revenue is recorded.

Donated assets that are significant and have useful lives of 12 months or more are recorded on receipt at readily obtainable values. Other donated assets are not recorded.

Donated goods or services are not recorded.

Fundraising revenue is recorded when cash is received (when there is no "use or return" condition is attached").

Membership fees are recorded as revenue when cash is received. The membership year is from 1 March to 28 February.

Affiliation fees and participation levies are recorded as revenue in the year they relate to.

Revenue from exchange transactions

Sale of goods is recorded when the goods are sold (usually when the goods are received by the purchaser).

Provision of services: income and expenses are recognised at the completion of the event or performance of service.

Interest income is recorded as it is earned.

All other revenue is recorded as it is earned.

Bank Accounts and Cash

Bank accounts and cash in the Statement of Cash Flows comprise cash balances and bank balances (including short term deposits) with original maturities of 90 days or less.

Foreign Currencies

Foreign currency transactions are converted to New Zealand dollars at the exchange rate ruling at the date of the transaction. At balance date foreign monetary assets and liabilities are translated at the closing rate and variations arising from these transactions are included in the Statement of Financial Performance.

Trade Receivables

Trade receivables are initially measured at the amount owed. When it is likely that the amount owed, or some portion, will not be collected, an impairment adjustment is recorded.

Property, Plant and Equipment

Items of property, plant and equipment are initially recognised at cost. Historic cost includes items of expenditure directly attributable to the acquisition of assets and includes the cost of replacements that are eligible for capitalisation when these are incurred.

Items of property, plant and equipment are subsequently measured either under the:

- Cost model: Cost (or fair value for items acquired through non-exchange transactions) less accumulated depreciation and impairment.
- Revaluation model: fair value, less accumulated depreciation and accumulated impairment losses recognised after the date of the most recent revaluation.

Valuations are performed with sufficient frequency to ensure that the fair value of a revalued asset does not differ materially from its carrying amount.

Gains and losses on revaluation are recognised in the Statement of Financial Performance.

All other repairs and maintenance expenditure is recognised in the Statement of Financial Performance as incurred.

Depreciation is calculated on a diminishing value basis over the estimated useful life of the asset. The following estimated depreciation rates /useful lives have been used:

Motor vehicles 20% - 30% DV
Furniture and fittings 20% DV
Office equipment 20% - 67% DV
Plant and equipment 10% - 67% DV and 5 - 10 years SL

An item of property, plant and equipment or investment property is derecognised upon disposal or when no further future economic benefits are expected from its use or disposal. Any gain or loss arising on derecognition of the asset (calculated as the difference between the net disposal proceeds and the carrying amount of the asset) is included in the Statement of Financial Performance in the year the asset is derecognised.

Intangible Assets

Intangible assets are carried at cost less any accumulated amortisation and any accumulated impairment loss.

The amortisation rates used are as follows:

CRM System - 3 years straight line

Investments

Short Term

Short term investments comprise term deposits which have a term of greater than three months and remaining duration less than 12 months and therefore do not fall into the category of cash and cash equivalents.

Long Term

Long term investments comprise term deposits which have a term greater than three months and remaining duration of greater than 12 months.

Financial Instruments

Financial assets and financial liabilities are recognised when the society becomes a party to the contractual provisions of the financial instrument.

The society derecognises a financial asset or, where applicable, a part of a financial asset or part of a group of similar financial assets when the rights to receive cash flows from the asset have expired or are waived, or the society has transferred its rights to receive cash flows from the asset or has assumed an obligation to pay the received cash flows in full without material delay to a third party; and either:

- the society has transferred substantially all the risks and rewards of the asset; or
- the society has neither transferred nor retained substantially all the risks and rewards of the asset, but has transferred control of the asset

Financial assets

The society's financial assets are classified as loans and receivables. The society's financial assets include: cash and cash equivalents, short term investments in the form of term deposits, and receivables.

Receivables

Receivables are initially measured at fair value plus directly attributable transaction costs and are subsequently measured at amortised cost using the effective interest method, less any impairment losses.

Impairment of financial assets

At the end of each reporting date the society assesses whether there is objective evidence that a financial asset or a group of financial assets is impaired. A financial asset or a group of financial assets is impaired and impairment losses are incurred if there is objective evidence of impairment as a result of one or more events that occurred after the initial recognition of the asset (a 'loss event') and that loss event has an impact on the estimated future cash flows of the financial asset or the group of financial assets that can be reliably estimated.

The society first assesses whether there is objective evidence of an impairment of financial assets. If it is determined that there is no objective evidence of impairment of an individually assessed financial asset, it includes the asset in a group of financial assets with similar credit risk characteristics and collectively assesses them for impairment.

If, in a subsequent period, the amount of the impairment loss decreases and the decrease can be related objectively to an event occurring after the impairment was recognised, the previously recognised impairment loss is reversed by adjusting the allowance account.

Financial liabilities

The society's financial liabilities include trade and other creditors (excluding GST and PAYE).

All financial liabilities at amortised cost are initially recognised at fair value (plus transaction costs). Financial liabilities classified at amortised cost are subsequently measured at amortised cost using the effective interest method.

Provisions

Provisions are recognised when the entity has an obligation which can be reliably measured at balance date as a result of a past event and it is probable that the company will be required to settle the obligation.

Provisions are measured at the present value of management's best estimate of the expenditure required to settle the obligation at balance date. Movements in the best estimate are recorded in the Statement of Financial Performance.

Leases**Finance lease**

Finance leases which effectively transfer to the society substantially all of the risks and rewards incidental to ownership of the leased item are capitalised at the present value of the minimum lease payments. Lease payments are apportioned between the finance charges and reduction of the lease liability so as to achieve a constant rate of interest on the remaining balance of the liability. Finance charges are recognised as an expense in profit and loss.

Employee Benefits**Wages, salaries and annual leave**

Liabilities for wages and salaries, and annual leave are recognised in surplus or deficit during the period in which the employee provided the related services. Liabilities for the associated benefits are measured at the amounts expected to be paid when the liabilities are settled.

Goods and Services Tax (GST)

The society is registered for GST. All amounts are stated exclusive of goods and services tax (GST) except for accounts payable and accounts receivable which are stated inclusive of GST.

Income Tax

The society is exempt from New Zealand income tax under section CW 46 of the Income Tax Act 2007, as a body promoting amateur games or sports.

Changes in Accounting Policies

There have been no changes in accounting policies. Policies have been applied on a consistent basis with those of the previous reporting period.

Significant Accounting Judgements, Estimates and Assumptions

The preparation of the society's financial statements requires management to make judgements, estimates and assumptions that affect the reported amounts of revenues, expenses, assets and liabilities, and the accompanying disclosures, and the disclosure of contingent liabilities. Uncertainty about these assumptions and estimates could result in outcomes that require a material adjustment to the carrying amount of assets or liabilities affected in future periods.

Judgements

There have been no significant adjustments made by management in the preparation of these financial statements.

Estimates and assumptions

The key assumptions concerning the future and other key sources of estimation uncertainty at the reporting date, that have a significant risk of causing a material adjustment to the carrying amounts of assets and liabilities within the next financial year, are described below. The society has based its assumptions and estimates on parameters available when the financial statements were prepared. Existing circumstances and assumptions about future developments, however, may change due to market changes or circumstances arising beyond the control of the society. Such changes are reflected in the assumptions when they occur.

Useful lives and residual values

The useful lives and residual values of assets are assessed using the following indicators to determine potential future use and value from disposal:

- The condition of the asset
- The nature of the asset, its susceptibility and adaptability to changes in technology and processes
- The nature of the processes in which the asset is deployed
- Availability of funding to replace the asset
- Changes in the market in relation to the asset

Notes to the Performance Report

Volleyball New Zealand Incorporated For the year ended 30 June 2021

	2021	2020
1. Analysis of Revenue		
Revenue from providing goods or services		
Age Group Representatives	45,334	1,871,588
Development	76,908	34,366
Events	343,958	252,939
Operations	56,983	14,885
Total Revenue from providing goods or services	483,175	1,873,489
Donations, fundraising and other similar receipts		
Grants received (ref note 2)		
Active Auckland Sport & Recreation	44,500	51,000
Auckland Tourism, Events and Economic Development	-	6,964
CLM Community Sport	-	4,348
Eastland community Trust	-	8,000
Federation International de Volleyball	35,333	3,950
Frequency	12,000	-
Four Winds	9,338	3,000
Grassroots Trust Central	5,000	-
Infinity Foundation	-	5,000
Mainland Foundation	80,000	2,784
Manukau Counties Community Facilities	-	5,000
New Zealand Community Trust	157,897	178,534
Pelorus Trust	-	4,082
Pub Charity	-	15,639
Southern Trust	19,000	20,000
Sport Manawatu	69,106	-
Sport New Zealand	278,425	213,287
TAB NZ Gaming	14,495	-
Tairāngia Energy Consumer Trust	20,000	20,000
Wellington City Council	15,000	-
Whangarei District Council	-	8,000
Total Donations, fundraising and other similar receipts	690,044	548,489
Fees, subscriptions and other revenue from members		
Association/ AGM	-	2,826
Association Affiliation Fees	58,793	1,783
Individual Membership Fees	71,803	13,985
Total Fees, subscriptions and other revenue from members	130,596	18,594
Other revenue		
Business Development	-	53,375
COVID-19 Wage Subsidy	43,090	54,778
Gain on disposal of property, plant and equipment	2,998	-

Gain on foreign exchange	76	-
Insurance Recovery	-	1,731
NZ Racing Board Commission	33,187	11,683
Other income	44	7,188
Senior Women Reserve Allocation	-	10,500
Sponsorship and Commission	50,048	17,301
Total Other revenue	136,444	154,586

2021 2020

2. Grant Income

Funding carried forward from previous year	190,023	140,368
Grants received in cash	922,869	598,124
Less Grant Income Unspent	(903,798)	(190,023)
Total Grant Income	689,094	548,469

2021 2020

Grant income was received for the following specified expenditure

Wages and Administration	526,523	426,832
Events	162,571	109,677
Total	689,094	548,469

2021 2020

3. Analysis of Expenses

Volunteer and employee related costs

AOC Levies	1,943	1,375
Contractors	25,887	18,902
Kiaiwaiwer - employer	9,187	7,666
Wages	544,262	393,906
Total Volunteer and employee related costs	581,179	421,849

Costs related to providing goods or services

Age Group Representatives	55,176	872,009
Development	62,894	102,514
Events	443,923	332,055
Operations	145,625	92,689
Total Costs related to providing goods or services	707,618	1,508,267

Other expenses

Amortisation	7,508	3,750
Bank Fees	566	1,175
Commission Paid	13,080	13,080
Depreciation	22,603	17,857
Loss on Disposal of Property, Plant and Equipment	-	155
Loss on Foreign Exchange	-	232

Interest Expense	4,658	4,661
Professional Fees	49,048	41,789
TPG Funding	49,506	47,346
Total Other expenses	107,662	129,837

2021 2020

1. Property, Plant and Equipment

Furniture & Fittings

Opening carrying value	800	1,080
Purchases/(Disposals)	-	-
Depreciation/Impairment expense	(160)	(280)
Total Furniture & Fittings	640	800

Motor Vehicles

Opening carrying value	52,956	3,943
Purchases/(Disposals)	(1,567)	59,879
Depreciation/Impairment expense	(18,327)	(9,865)
Total Motor Vehicles	41,062	52,957

Office Equipment

Opening carrying value	9,164	6,967
Purchases/(Disposals)	4,779	6,675
Depreciation/Impairment expense	(4,961)	(9,479)
Total Office Equipment	8,973	9,163

Plant & Equipment

Opening carrying value	14,039	9,050
Purchases/(Disposals)	31,649	8,262
Depreciation/Impairment expense	(7,155)	(3,273)
Total Plant & Equipment	38,533	14,039

Total Property, Plant and Equipment	89,318	76,961
-------------------------------------	--------	--------

2021 2020

Property, Plant and Equipment

Furniture & Fittings

Furniture & Fittings at Cost	2,149	2,149
Accumulated Depreciation	(1,507)	(1,347)
Total Furniture & Fittings	642	802

Motor Vehicles

Motor Vehicles at Cost	62,808	74,112
Accumulated Depreciation	(21,746)	(21,156)
Total Motor Vehicles	41,062	52,956

Office Equipment		
Office Equipment at Cost	28,623	23,853
Accumulated Depreciation	(19,650)	(14,689)
Total Office Equipment	8,973	9,164
Plant & Equipment		
Plant & Equipment at Cost	82,649	51,000
Accumulated Depreciation	(44,116)	(36,960)
Total Plant & Equipment	38,533	14,039
Total Property, Plant and Equipment	89,210	76,961
	2021	2020

5. Intangibles

Opening carrying value	11,250	-
Purchases/(Disposals)	-	15,000
Amorisation/Impairment expense	(7,500)	(3,750)
Total Intangibles	3,750	11,250
	2021	2020

Intangibles

Intangible Assets at Cost	15,000	15,000
Accumulated Amortisation	(11,250)	(3,750)
Total Intangibles	3,750	11,250
	2021	2020

6. Accumulated surpluses

Accumulated surpluses		
Opening Balance	376,167	327,669
Surplus for the year	8,350	48,497
Total Accumulated surpluses	384,517	376,167
	2021	2020

7. Breakdown of Reserves

Senior Women Reserve		
Opening Balance	-	10,500
Transfer of in / (out)	-	(10,500)
Total Senior Women Reserve	-	-
Total Reserves	-	-

The Senior Women Reserve fund had been established from funds raised by the Senior Women Team in the form of training camps for junior teams. The reserve was used towards Senior Women trip expenses to subsidise player fees.

Commitments**Commitments to lease premises (operating lease commitment)**

Current (less than twelve months)	570	570
Non Current (later than twelve months)	-	-
Total Commitments to lease premises (operating lease commitment)	570	570

Commitments to lease Sharp photocopier

Current (less than twelve months)	1,689	-
Non Current (later than twelve months)	4,785	-
Total Commitments to lease Sharp photocopier	6,474	-

Commitments to vehicle purchase

Current (less than twelve months)	14,371	14,371
Non Current (later than twelve months)	43,464	57,835
Total Commitments to vehicle purchase	57,835	72,206

Lease - premises: VNZ entered into a tenancy agreement with Harbour Sport Trust in September 2018 to rent office space at Sports House, North Harbour Stadium, Auckland. The tenancy agreement may be terminated by either party giving one months written notice.

Lease - Sharp photocopier: VNZ entered into a lease with Sharp for photocopiers in February 2021. The lease agreement is for four years and may not be terminated with Sharp's written approval.

Vehicle purchase: VNZ purchased a 2019 Honda CRV for a cash price of \$35,735 on 26 September 2019. It was financed through Honda NZ Finance. Terms of payment are 48 monthly payments of \$633.33 commencing on 26 October 2019 and ending on 26 August 2023 and a one off payment of \$13,500 on 26 September 2023.

VNZ purchased a 2020 Honda HR-V for a cash price of \$31,735 on 26 September 2019. It was financed through Honda NZ Finance. Terms of payment are 48 monthly payments of \$564.25 commencing on 26 October 2019 and ending on 26 August 2023 and a one off payment of \$12,000 on 26 September 2023.

2021 2020

Bank accounts, cash and credit cards**Bank accounts and cash**

ASB Cheque Account-00	505,646	544,462
ASB Account-02	347	-
ASB Saver - 50	7	7
ASB USD - 37	50,730	1,053
ASB Jnr Referees - 04	327	327
ASB Sport 2010 - 52	-	-
Cash on Hand	5,179	5,640
Northern Zone	31,355	5,400
Amanda Isada Visa	1,193	1,983
CE Credit Card	-	5,592
Lisa Newman Visa	-	2,365
Total Bank accounts and cash	594,784	566,828

Credit cards

CE Credit Card	(7,322)	-
Lisa Newman Visa	(1,950)	-
Total Credit cards	(9,272)	-

Total Bank accounts, cash and credit cards	585,512	566,828
---	----------------	----------------

	2021	2020
--	-------------	-------------

10. Grant Income Unspent

Aktive Auckland Sport & Recreation	14,500	49,000
Federation International de Volleyball	27,993	16,241
Frequency	15,000	12,000
New Zealand Community Trust	67,917	65,814
New Zealand Olympic Committee	10,511	-
Sport Manawatu Kiwisport Funding	-	19,206
Sport New Zealand	286,878	27,763
Total Grant Income Unspent	422,799	190,023

11. Related Party Transactions

Related Party	Relationship	Related Party Transaction	2021	2020
Lisa Price	Lisa is an employee of Harbour Sport Trust	Lisa works as an accountant for Volleyball New Zealand Incorporated	21,600	21,600
		Harbour Sport Trust has given space on Rent to Volleyball New Zealand Incorporated	6,840	5,100

12. Contingent Liabilities and Guarantees

There are no contingent liabilities or guarantees as at 30 June 2021 (30 June 2020 - nil).

13. Going Concern (COVID-19)

On 23 March 2020, the New Zealand Government issued an Epidemic Notice under section 5 of the Epidemic Preparedness Act 2006 to combat the threat of the COVID-19 pandemic.

The result of this pandemic has been a substantial reduction in economic activity throughout the world, as governments have introduced measures (such as the closure of all non-essential business and the cancellation of all public events) in a bid to halt, or at least slow, transmission of the virus. At the time of signing the financial statements, there is uncertainty about how much further economic activity will fall and how long the period of reduced economic activity will last.

The Board will continue to monitor the impact of COVID-19 on the company but at the date of signing this report the Board maintain the view that the Society has sufficient resources that it will continue to operate as a going concern.

14. Events Subsequent to Balance Date

Subsequent to the balance date, on 17 August 2021, the Government increased its Covid-19 alert level to Level 4 in Auckland for a period of 5 weeks, post which Auckland remains at Alert Level - 3 for a period of 2 weeks. As a part of this, the Society had been required to shut its operations and all staff were required to self-isolate and where possible, work from home.

Given that the restrictions are still in place, management understands that the 2021 financial performance of the Society will be affected but are unable to reliably estimate its impact due to the uncertainty around the duration of the pandemic and its ultimate impact on the Society.



VOLLEYBALL NEW ZEALAND
POIREWA AOTEAROA

6

Results

2020/21 WORLD BEACH TOUR

2021**Thomas Hartles and Alani Nicklin:**

Ostrava, Czech Republic, 2-6 June

2021:

41st Place

Ben and Sam O'Dea

Cancun, Mexico: 16-20 April 2021:

41st Place

Cancun, Mexico: 22-26 April 2021:

41st Place

Cancun Mexico: 28 April to 2nd May

2021: 17th Place

Ostrava, Czech Republic: 2-6 June 2021:

41st Place

Gstaad, Switzerland: 5-10 July 2021:

33rd Place



CONTINENTAL CUP RESULTS

Finals:

Sam O'Dea and Ben O'Dea
and

Thomas Hartles and Alani Nicklin

Hartles/Nicklin: Won: 0-2

O'Dea S/O'Dea B: Won: 0-2

Hartles/Nicklin: Won: 0-2

O'Dea S/O'Dea B: Lost: 2-0

Hartles/Nicklin: Lost: 2-1

Final Ranking:

Hartles/Nicklin: 320 points

O'Dea S/O'Dea B: 320 points

Semi Finals:

Shaunna Polley and Alice Zeimann
and

Olivia MacDonald and Francesca Kirwan

Kirwan/MacDonald: Lost: 1-2

Zeimann/Polley: Won: 2-0

Zeimann/Polley: Won: 2-1

Kirwan/MacDonald: Lost: 2-0

Zeimann/Polley: Won: 0-2

Zeimann/Polley: Lost: 2-0

Final Ranking Semi Final:

Kirwan/MacDonald: 108

Zeimann/Polley: 108

Finals:

Kirwan/MacDonald: Lost: 2-0

Zeimann/Polley: Won: 1-2

Zeimann/Polley: Lost: 2-1

Final Ranking:

Kirwan/MacDonald: 240 points

Zeimann/Polley: 240 points



2020/21 DOMESTIC BEACH VOLLEYBALL

National Tertiary Beach Volleyball Champs 22 January 2021, Ruakaka Beach

Mens

1st: Jack McManaway / Bae Fountain (University of Waikato)

2nd: Eric Stratton / Will White (University of Otago)

3rd: Josh Clarke / Luis Santana (Auckland University of Technology)



Womens

1st: Brittany Allison-Carnie / Renee Ursem (Massey University)

2nd: Katie Sadlier / Jasmine Milton (University of Auckland)

3rd: Emily Julian / Caitlin Studer (Massey University)

New Zealand Inter Provincial Beach Volleyball Champs 19 - 21 January 2021, Ruakaka Beach

Under 19

Boys

1st: Sadlier/Lietz

2nd: Robert/Smith

3rd: Dalton/Skelton

Girls

1st: Holdem/Ballantyne

2nd: Allan/Watts

3rd=: Menoita/Nu'u

3rd =: Vesty/Cole

Under 17

Boys

1st: Houghton/Krajci

2nd: Leckie/Smith

3rd: M Stone/Smith

Girls

1st: Hinton/Surman

2nd: Stevenson/Buckley

3rd: Bonar/Melville



New Zealand Secondary School Beach Volleyball Championships**5-6 February 2021 Main Beach, Mt. Maunganui****Division 1 Yr 12/13****Boys****1st:** Kyle Smith/Jarod Robert (Hillcrest HS)**2nd:** Connor Goodwin/Ollie Morton-Farrelly (Matamata Col)**3rd:** Nico Lietz/Ethan Skelton (Rangitoto Col)**Girls****1st:** Rosa Vesty/ Taylah Holdem (Burnside HS)**2nd:** Maria Hanabadi/ Grace Buxton (Carmel Col)**3rd:** Tamara Nu'u/ Domi Menoita (Westlake GHS)**Division 2 Yr 12/13****Boys****1st:** Flynn Little/Jermaine Kightley (Rangitoto Col)**2nd:** Patrick Whyte/Tony Lim (Rosmini Col)**3rd:** George De Felice/Luca Becker (Long Bay Col)**Girls****1st:** Mischa Bidois/ Hailey Cottam (Otumoetai Col)**2nd:** Paige Blake/Niamh Scully (Westlake GHS)**3rd:** Olivia Lee/Willa Ormond (Napier Girls HS)**Year 11****Boys****1st:** Jamie Julian/Oliver Forsyth (Whakatane HS)**2nd:** Ryan Jefferson/Juan Quintero (Rangitoto Col)**3rd:** Aaron Gibbs/Issac Strange (Tauranga Boys Col)**Girls****1st:** Kiana Stevenson/Kaia Buckley (Rangitoto Col)**2nd:** Ella Douglas/Lucy Lloyd (Otumoetai Col)**3rd:** Jenny McMillan/Sienna Rugg (Rangitoto Col)

New Zealand National Beach Tour

Nelson Super Slam

11 - 12 January 2020

Mens

1st: Watson/Timmer.
2nd: Hartles/Nicklin.
3rd: Placid/Ceelen-Thomas.
3rd: Arnold/Hulston.

Womens

1st: Tilley/Polley.
2nd: Zeimann/MacDonald.
3rd: Imhasly/Lindsay-Brown.
3rd: Hanna/Vannoort

Northland Slam

23 - 24 January 2021

Mens

1st: O'Dea/O'Dea.
2nd: Watson/Timmer.
3rd: Nicklin/Hartles.
3rd: Muller/Fullerton.

Womens

1st: Kirwan/Zeimann.
2nd: Tilley/MacDonald.
3rd: Polley/Fitzi.
3rd: Imhasly/Lindsay-Brown.

Christchurch Super Slam

19 - 21 February 2021

Mens

1st: O'Dea/O'Dea.
2nd: Nicklin/Hartles.
3rd: Muller/Reid.
3rd: Black/Hulston.

Womens

1st: Kirwan/MacDonald.
2nd: Tilley/Fitzi.
3rd: Zeimann/Niao.
3rd: Imhasly/Lindsay-Brown.

Mauao Super Slam

12 - 14 March 2021

Mens

1st: Watson/O'Dea.
2nd: Nicklin/Hartles.
3rd: Reid/Matheson.
3rd: Webby/Jeffrey.

Womens

1st: Kirwan/MacDonald.
2nd: Zeimann/Tilley.
3rd: Imhasly/Lindsay-Brown.
3rd: Sadlier/Milton.

Tour Finals

20 - 21 March 2021

Mens

1st: O'dea/O'Dea.
2nd: Nicklin/Hartles.
3rd: Matheson/Reid.
3rd: McManaway/Fountain.

Womens

1st: Tilley/Kirwan.
2nd: Zeimann/Fitzi.
3rd: Imhasly/Lindsay-Brown.
3rd: MacDonald/Milton.

2020/21 DOMESTIC INDOOR

North Island Junior Secondary School Champs

23 - 26 November 2020, CET Arena, Tauranga

Division 1

Boys

1st: Tauranga Boys College

2nd: Mt Maunganui College

3rd: Manurewa High School

Girls

1st: Trident High School

2nd: Rangitoto College

3rd: Orewa College

Division 2

Boys

1st: St Bernards College

2nd: Whakatane High School

3rd: New Plymouth Boys High School

Girls

1st: Tauranga Girls College

2nd: Ormiston Junior College

3rd: Mt Maunganui College

Division 3

Boys

1st: Hillcrest High School Boys A

2nd: Auckland Grammar Boys A

3rd: Tokoroa High School Boys A

South Island Junior Secondary School Champs

23 - 25 November 2020, ILT Stadium Southland, Invercargill

Division 1

Boys

1st: Burnside High School

2nd: Riccarton High School

3rd: Shirley Boys High School

Division 1: 9-16

Girls

1st: Columba College

2nd: Otago Girls High School

3rd: St Margaret's College

Division 1: 1-8

Girls

1st: St Andrews College

2nd: Nayland College Girls

3rd: Cashmere High School

Division 2:

Girls

1st: Cashmere High School

2nd: Columba College

3rd: Bayfield High School

New Zealand Secondary School Volleyball Championships**22 - 26 March 2021, CET Arena and Massey University, Palmerston North****Division 1****Boys****1st:** Rangitoto College**2nd:** Trident High School**3rd:** Western Heights High School**Girls****1st:** Burnside High School**2nd:** Mt. Maunganui College**3rd:** Rangitoto College**Division 2****Boys****1st:** Napier Boys High School**2nd:** Gisborne Boys High School A**3rd:** Spotswood College Senior Boys A**Girls****1st:** Katikati College Girls A**2nd:** Christchurch Girls' High School Girls A**3rd:** Sacred Heart College (Lower Hutt) A**Division 3****Boys****1st:** Papamoa College Boys A**2nd:** Shirley Boys High School A**3rd:** Taita College Boys A**Girls****1st:** St Andrews Girls A**2nd:** Garin College Girls A**3rd:** Westlake Girls High School B**Division 4****Boys****1st:** Matamata College Boys**2nd:** Western Heights High School Boys B**3rd:** Wellington College Senior A**Girls****1st:** Massey High School Girls A**2nd:** Tauranga Girls' College Girls B**3rd:** Hastings Christian School**Division 5****Boys****1st:** Fraser Senior Boys A**2nd:** Shirley Boys' High School B**3rd:** New Plymouth Boys' High School B**Girls****1st:** Waitara High School Girls**2nd:** St Peter's School Cambridge**3rd:** Bishop Viard College Girls**Division 6****Girls****1st:** Wellington East Girls College**2nd:** Middleton Grange School Girls A**3rd:** Naenae Girls Team

North Island Secondary School Volleyball Cup - NZSSVC Satellite

22 - 26 March 2021, CET Arena and Massey University, Palmerston North

Boys

1st: Rangitoto College
2nd: Manurewa College
3rd: Howick College

Girls

1st: Howick College
2nd: Tangaroa College
3rd: Auckland Girls Grammar

2021 VNZ Inter-Provincial Volleyball Championships

5 - 7 June 2021, ASB Sports Centre, Wellington

U17 Boys

1st: Harbour
2nd: Wellington
3rd: Bay of Plenty

U17 Girls

1st: Harbour
2nd: Wellington
3rd: Canterbury

U19 Boys

1st: Harbour
2nd: Waikato
3rd: Wellington

U19 Girls

1st: Bay of Plenty
2nd: Harbour
3rd: Wellington

U21 Mens

1st: Wellington
2nd: Bay of Plenty
3rd: Harbour

U21 Womens

1st: Harbour
2nd: Wellington
3rd: Waikato

Open Mens

1st: Canterbury
2nd: Bay of Plenty
3rd: Wellington

Open Womens

1st: Canterbury
2nd: Harbour
3rd: Manukau Auckland

NVL Results 2021 National Volleyball League

26 – 27 June 2021 YMCA Sports Centre, Auckland

10 – 11 July 2021 Pioneer Stadium, Christchurch

Men's

Southern Pounamu
Central Hauwhenua
Midlands Te Waiora
Northern Moana

Women's

Midlands Te Waiora
Southern Pounamu
Northern Moana
Central Hauwhenua


REGIONAL ASSOCIATIONS



Aoraki Volleyball
Association



Volleyball Bay of Plenty



Canterbury Volleyball
Association



Hawkes Bay Volleyball
Association



Manawatu Volleyball
Association



Manukau Auckland
Volleyball Association



Harbour Volleyball
Association




Northland Volleyball
Association



Volleyball Otago



Wellington Regional
Volleyball Association



Volleyball
Taranaki Inc




Tasman Volleyball
Association



Waikato Regional
Volleyball Association



Volleyball South




Waitakere East Central
Auckland Association

OUR PARTNERS



FUNDING PARTNERS



**Pelorus
Trust**



**the
Southern
trust**

Funding Your Community



**MAINLAND
FOUNDATION**

Proud to Support Our Community



TECT

AKTIVE

**Manukau Auckland Community &
Facilities Trust**

FUNDING PARTNERS



Tauranga City



PALMERSTON NORTH
CITY COUNCIL

**Absolutely Positively
Wellington City Council**

Me Heke Ki Pōneke

