



**VOLLEYBALL  
NEW ZEALAND  
POIREWA  
AOTEAROA**

**ANNUAL REPORT**

2019/2020

---

# TABLE OF CONTENTS

<b>1</b>	<b>Introduction</b>	
	Chair and Chief Executive Report	04
	Volleyball New Zealand Structure	06
	Strategic Plan	08
<b>2</b>	<b>Training and Development</b>	
	Referee Development Report	10
	Coach Development Report	12
	Athlete Development and Performance	13
<b>3</b>	<b>Events</b>	
	Indoor Events Report	15
	Beach Events Report	17
<b>4</b>	<b>Technology</b>	
	Technology Report	20
	Home Advantage	21
	Participation Statistics	22
	Volleyball New Zealand in Numbers	23
<b>5</b>	<b>Financial Report</b>	24
<b>6</b>	<b>Results</b>	
	World Beach Tour	54
	International Beach Volleyball	55
	Domestic Beach Volleyball	56
	International Indoor	60
	Domestic Indoor	61





**VOLLEYBALL NEW ZEALAND  
ANNUAL REPORT 2019/2020**



***VOLLEYBALL NEW ZEALAND***  
***POIREWA AOTEAROA***

# 1

# INTRODUCTION

# CHAIR AND CHIEF EXECUTIVE'S REPORT

---

Kia Ora Koutou. Ka mihi nui ki a koutou.

The 2019-2020 year has clearly been like no other globally and within Aotearoa. COVID-19 has impacted significantly on Volleyball New Zealand's programmes and those of community providers across the country. For many months, volleyball was unable to be played and enjoyed as planned but it was positive that many of you also found new ways to engage with volleyball and the volleyball community.



**Lucy Pomeroy**  
**Chair**



**Toni-Maree Carnie**  
**Chief Executive**

Volleyball New Zealand started to gain traction on the execution of the strategic plan as we moved into year two. Focus has been on development opportunities through formal and informal play as we seek to increase the number of people participating in volleyball and ensuring they have a quality experience. Alongside is the ongoing need for coach and referee development and then accompanying this with performance and international success.

The first 6 months of the Volleyball calendar saw indoor and beach events continue with highlights including the NZBT and the Oceania Continental Cup Qualifiers held mid March at Mount Maunganui. New Zealand enjoyed great success with the Men's team winning the event having beaten Australia in the Final and the Women losing a quality final to Vanuatu. Both teams still having a chance at Olympic qualification with finals now to be held in June 2021 ahead of the postponed Tokyo Olympics. It was great to see true international representative beach volleyball in New Zealand.

Shortly after the beach season ended, lockdown, bubbles and social distancing came to Aotearoa and volleyball looked quite different to the community. Regrettably a number of key VNZ indoor events were cancelled including our NZ Secondary Schools, Provincial Volleyball Champs and most recently NZ Club Champs. Alongside that international calendar events for New Zealand athletes were postponed including Asian U19 Beach Champs, Junior and Youth Men's Thailand Championships and Asian Champs for Junior and Youth Women's teams. We thank all those involved in all of our international teams over the last 2 year period. It is disappointing way to finish a cycle but one where the impact is being felt across the globe.

Positive outcomes for Volleyball with the lockdown, have been an increase in communication to Association's in particular and to the community in general. A focus on online communications, videos, local community development and fun video challenges saw a peak in online engagement and much positive feedback from the community.



With the concerns for physical and mental wellbeing, the government and Sport New Zealand have invested heavily into sport and Volleyball New Zealand has welcomed being a key partner recipient of the opportunity to reimagine volleyball for the future. Strengthen and Adapt, focusing on the transformation of volleyball is in its early stages but this is a once in a generation opportunity to focus on volleyball and a sustainable future.

A negative outcome from covid-19 is the financial loss, for example events and grants. This income sustained the Volleyball New Zealand balance sheet and was expected to be reinvested into the volleyball community through funding additional staff to deliver volleyball in NZ. However, Volleyball New Zealand has managed to stay in the black after a difficult year.

We wish to particularly thank our Associations who also had to manage an extremely difficult period of time with their own financial losses and constraints. Volleyball New Zealand continues to focus on enabling successful delivery in the community and providing the support for this to happen locally.

Numerous partners ensure the success of volleyball across New Zealand and we thank you sincerely for choosing to support volleyball. Our sincere thanks to Richard and John Fowler, our Honorary Solicitors, who have given much time to Volleyball to assist in legal and constitutional matters. We are delighted that Gilbert Enoka, All Blacks Manager and past New Zealand Volleyball representative, is lending his support to Volleyball New Zealand as Patron.

To the Volleyball Board, particularly to Vonnice Christian and Shaun Goldsbury who stepped down this year, our sincere thanks for the time and effort you dedicate as volunteers to Volleyball New Zealand. To the small but capable team within the Volleyball New Zealand office, your ongoing commitment, energy and skills are significantly valued as we continue to build a volleyball legacy well into the future.

# VOLLEYBALL NEW ZEALAND

## Governance

The Board of Volleyball New Zealand is made up of:

**Patron:** Gilbert Enoka

**President:** Jock Murley

**Board members:** Lucy Pomeroy - Chairperson

Donna Milne - Deputy Chair

Jock Murley

Shaun Goldsbury

Vonnie Christian

Jud Hadfield

Lauren Fleury

## Volleyball New Zealand Staff:

**Chief Executive:** Toni-Maree Carnie

**Business Admin Manager & Events Manager:** Amanda Isada

**Game Development Manager:** Johann Timmer

**Volleyball Development Manager:** Dave Keelty

**Education and Development Manager:** Tim Cleaver

**Administrators:** Renee Andersson

Fabiane Phaneuf

**Referee Development Managers:** Mary Kerekere

Michael Cop

**Performance Lead:** Colleen Campbell

**Accountants:** BDO Wellington

**Accounts Administration:** Harbour Sport

**Auditor:** UHY Haines Norton Chartered Accountants

**Honorary Solicitor:** Richard Fowler





## Volleyball New Zealand Award Holders:

### International Volleyball Hall of Fame:

Hugh McCutcheon MNM (2015)

### Life Members:

John Drummond (1995)

Shelley Addison (2011)

John Hall (2011)

Stewart Henderson (2011)

Jenny Kirk (2011)

Craig Phillips (2011)

Bill Turnbull (2011)

Ross Baldwin (2012)

Allan Brodie MNZM (2012)

Mary Edmondson (2012)

George Jones (2015)

Phil Gayton ONZM (2017)

Dave MacPherson (2017)

Jock Murley (2019)

### Special Distinguished Service Award:

Joseph Ang (2012)

### Distinguished Service Award:

Roger Bleyendaal (2012)

Paul Hoffman (2012)

Peter Pearce (2012)

Wayne Stringer (2012)

Neil Anderson (2014)

Keith Macown (2015)

Graeme Walker (2015)

Colin Redpath (2016)

Vai Palelei (2018)

Alani Samia (2019)

Tony Thomas (2019)

### Service Award:

Phil Gayton ONZM (1998)

Grant Hill (1998)

Fraser Galloway (1999)

Grant Harrison (1999)

Phil George (2004)

John Hall (2004)

Andrew Hercus (2004)

Barrie Herring (2004)

Hina Ranga (2004)

Grant Bindon (2012)

Adele Drabble (2012)

Derrick Moot (2012)

Roy Titheridge (2012)

Ian Johnston (2014)

Alan Kerr (2014)

### Acknowledgement Award:

Sam Ryburn (2019)

Karl Tyrrell (2019)

### Roll of Honour FIVB Centenary Award:

Ctirad Benacek (1995)

### Honorary Life President:

Ctirad Benacek (1995)

### NZSSSC Service to School Sport - Volleyball:

Phil Gayton ONZM (2009)

Jock Murley (2010)

Mike Polley (2014)



## Our Vision

To be the leading participation sport in Aotearoa New Zealand

## Our Mission

To lead, enhance and celebrate volleyball across Aotearoa New Zealand

# Strategic Plan

Integrity

Wellbeing

Accessibility

Collaboration

## Our Values

## 1 Growing the Game

*Providing and Promoting Quality Experiences*

### Strategic Goals and Initiatives

#### A. Access

To leverage quality infrastructure (places, platforms, and people) to grow participation.

To promote connections between volleyball providers and existing sports-sector infrastructure, actively enabling access to facilities and spaces to play.

#### B. Events

To enable quality local competitions and to grow regional and national competitions in order to provide a co-ordinated competition calendar.

To create and implement a successful events plan in partnership with stakeholders.

#### C. Awareness

To grow the profile and brand of the game at the local, regional, and national levels.

To create a national marketing plan that includes social media and that increases the profile and attractiveness of volleyball.

#### D. Growth

To connect local and regional volleyball to knowledge, tools and resources to enable growth.

To investigate and implement strategies that engage participants in the game for longer, and in different formats of the game.

#### E. Diversity

To target participation growth areas, promoting different formats of the game, cultural inclusiveness, and opportunities for young athletes.

To target opportunities that grow participation amongst our youth, for our culturally diverse population, and that leverage the strengths of our unique regions.

## 2 Playing the Game

*Participation, Development and Performance*

### Strategic Goals and Initiatives

#### A. Participation

To enable participation, increasing enjoyment and wellbeing for all.

To enable access to quality resources, training opportunities, and competitions for all participants.

#### B. Athlete Development

To lead a highly effective system for long-term athlete development.

To implement the VNZ Athlete Development and Performance Strategy.

#### C. Performance

To provide integrated pathways for performance.

To provide resources for athletes who demonstrate the ability to perform on the world stage.

## 3 Our People

*Engaging, Educating and Supporting*

### Strategic Goals and Initiatives

#### A. Engagement

To value, acknowledge, and support the development of highly engaged associations, zones, clubs, schools, and community providers.

To create and implement an agreed whole-of-volleyball workforce plan in partnership with associations.

#### B. Education

To plan and implement learning and development for staff, officials, and volunteers.

To support the delivery of local, regional, and national training for officials and volunteers, with a focus on increasing capability and capacity.

#### C. Support

To lead the coach and referee development programmes at all levels of volleyball.

To deliver the coach and referee development programmes and to engage new coaches and referees.

## 4 Operational Excellence

*Optimising Resources and Utilising Technology*

### Strategic Goals and Initiatives

#### A. Operations

To deliver quality operational plans, with a commitment to continuous quality improvement.

To prepare annual plans, continually striving to improve the systems and processes that enable the relevance and effectiveness of VNZ for its members.

#### B. Communications

To communicate in a meaningful, open and timely way.

To develop and implement a communication plan for all stakeholders.

#### C. Governance

To grow a sustainable financial platform with sound stewardship and robust processes.

To prepare fiscally responsible annual budgets, to control and monitor expenditure effectively, and to report fiscal activity accurately to the Board and stakeholders.

# 2018-2021



The release of the **VNZ Strategic Plan 2018-2021** heralds an exciting era, setting out a revitalised approach to leading, enhancing and celebrating volleyball in Aotearoa New Zealand.

The Plan features four pillars:

- A focus on **Growing the Game**, providing and promoting quality volleyball experiences and strengthening connections and partnerships within and outside our sport;
- A participant-centred approach to **Playing the Game**, increasing enjoyment and maximising potential through participation, development and performance;
- A commitment to **Our People**, engaging and supporting passionate staff, officials and volunteers who develop and deliver volleyball throughout New Zealand; and
- An expectation of **Operational Excellence**, optimising resources and utilising technology to ensure the relevance and effectiveness of VNZ for its members.

Within each pillar, there are specific goals and initiatives; these are the priorities that will be the focus of the next three years (while acknowledging the inter-connections and dynamic nature of the Plan). Core values are defined, that are expected to weave throughout the Plan and guide all activity; these are integrity, wellbeing, accessibility and collaboration. Further communication will set out the key performance indicators that will signal success.

*'Our new strategy acknowledges the many ways people are connected with volleyball throughout the country, and in the next three years we are going to focus more on strengthening these connections and leading initiatives that will see volleyball thrive in New Zealand.'*

VNZ Board Chair, Claire Stewart.

Earlier in the year stakeholders were asked to share their thoughts about volleyball in New Zealand, about how VNZ is doing, and what could be done better. Thank you to the large number of people who responded to the survey. Collectively your feedback provided a wealth of valuable insights, ideas and information that has influenced and shaped the VNZ Strategic Plan 2018-2021. (See summary at right)

## Survey summary...

Volleyball is an **inclusive** game, with different codes and formats, that is enjoyed by many people across cultures, ages, genders and locations throughout New Zealand.

The strength of volleyball at **school level** was highlighted, as was the opportunity to develop initiatives to enable school leavers to remain engaged with the sport, and for our performance athletes to take advantage of scholarship opportunities.

There was a strong message that many **passionate people and volunteers** contribute to our sport and the volleyball experience. Doing better at connecting with and developing our people and volunteers, particularly at a **grass roots level**, was also identified as an opportunity.

Variation in capability and function of different **associations and regions** was identified, with a number of ideas shared about how to broker the spread of knowledge and **development of capability and capacity** across the country. The importance of improving **communication** was a common theme, with some stakeholders feeling disconnected.

The main **difference in views** was between those who wanted more attention on the performance programme, particularly on **athlete development**, and those who considered VNZ to be too focused on performance at the expense of grass roots volleyball.

A lack of **funding** was identified as a critical issue to address in order to maximise the potential of the game at all levels.

Limited access to **facilities** to train and play was seen as a threat to volleyball, while being able easily to pick up a ball and play, particularly in New Zealand's beautiful outdoor spaces and beaches, was highlighted as an advantage.







***VOLLEYBALL NEW ZEALAND***  
***POIREWA AOTEAROA***

# 2

# TRAINING AND DEVELOPMENT

# REFEREE DEVELOPMENT

## South Island Referee Report

Michael Cop

Referee Development Manager



There have been two main—and somewhat competing—initiatives for referee development this year. The first initiative was traditional to this role. As in previous years, courses of all levels (Local, Regional, and National) were held across the South Island. However, recognizing that the model of traveling to the different regions is not necessarily the most efficient way to reach our diverse and wide-spread membership, I continued to develop the material for online courses that can be taken in any region by any member. The rationale for the shift to online courses is three-part:

1. An online platform allows for greater participation to all members regardless of locale.
2. Centralized courses help to standardize the levels nationally and, in the process, help to improve communication. That is, if we can get everyone using the same terminology, we are likely to avoid potential miscommunication.
3. Online registration helps us to understand who and where our referees are (i.e. the online course requires registration that allows us to record members).

I created a series of PowerPoints and some initial video content for the Local Referee Course, and we had a variety of National or higher referees narrate them to showcase some of the diversity amongst our referees. The result is a series of videos and associated tests that can be streamed and taken anywhere, allowing any VNZ member to become qualified as a Local referee. The course is targeted at the absolute beginning referee and assumes no prior knowledge. It is designed to be stand-alone, but regions can add to it through face-to-face teaching should they wish to develop their Local referees further. The plan for the next year is to improve the course based on user feedback (and ability to continue to generate filmed content post-lockdown) and to develop a similar Regional level course.





## North Island Referee Report

Mary Kerekere

Referee Development Manager

### Operating Highlights

- Online learning module for the Local Referee Course (great work by Dr Michael Cop)
- Monthly meets with National Referee's
  - Updates around VNZ initiatives and events
  - Promote online group learning
  - Discuss National Referee's goals, needs and support system
  - Work withing zones, region and associations
- Follow up with 2019 National Candidates
- Facilitate/communicate with Referee Development officers from regions
  - Aide in course material, facilitation and/or delivery
- Shared database of materials and resources (ongoing)
  - Online library of case studies (shared experiences, international examples)
  - Video library
  - Referee Course templates
  - VNZ Referee documents
- Research of utilizing (free / less expensive) online referee analysis and assessment tools

### Looking Ahead

- To increase and maintain online modules
- To increase and maintain production of a shared library resources.
- Increasing the number female referees
- Monthly online group work within regions, associations, and islands for Regional, National and Federation referees:
  - VNZ and FIVB Pathway
  - Professional development
  - Work within own zones, region and association
- Creating a Federation level module online
- Assisting in developing VNZ Beach Referee pathway
- NZQA Qualification - develop module(s) eligible to be awarded.



### Indoor International Referees:

Tim Hulls  
Des Kerekere  
Mary Kerekere

### Beach International Referees:

Tim Cleaver  
Richard Casutt  
Sarah Baldwin

# COACH DEVELOPMENT

Another year of changes within the Volleyball NZ coaching space, however these changes present an exciting opportunity. In September 2019 we welcomed a new Game Development Manager – Johann Timmer, as well as a new National Development Manager – Dave Keelty. We also appointed Lead Coach's to give consistency and support to the coaches of all our NZ teams for both the Men's and Women's programme; Colin Redpath and Richard Casutt respectively. The aim of these positions is to work closely with VNZ staff and NZ coaches, developing and aligning the VNZ Development and Performance strategy and implementing this through the NZ representative teams in beach and indoor.

## **Coach Development Review**

We have started a review into our Coach Development plan to improve our coach development system. A working group was set up to lead this review, looking at the current VNZ coach development framework and then developing a structure going forward that will better meet coach's needs. The working group is:

Dave Keelty, Johann Timmer, Colleen Campbell (VNZ performance lead), Leanne Turrell (Sport NZ coach developer trainer and 2018-20 NZ Junior Men Coach), Grant Harrison (Sport NZ coach developer trainer and Chair of Northland Volleyball), Sam Ryburn (Former NZ U23 Womens coach and Burnside HS coach) and Simon Walters (Head of AUT Sport and Rec school). The group is also linking in with Andy Rogers from Sport NZ through this process. Their review and recommendations will be released to the community later this year.

## **Coach Development Opportunities**

Regional coaching courses (in line with Sport NZ's development coaching community) completed in Manukau (32 coaches) and Northland (16 coaches). Local and Regional Coaching courses were to be completed during February – June in Hawkes Bay, Southland, Otago and Manukau. However, they have had to be rescheduled due to Covid-19.

We are also in the process of developing our local coaching course as an online option. This course is great for beginner coaches, and coaches of junior athletes. Having it online will increase accessibility for coaches to complete regardless of location.

The VNZ Coaching conference was to be held in Auckland in April featuring Mark Lebedew, Gilbert Enoka, and Deitre Collins-Parker. This was unable to happen due to Covid-19. However, we turned this in to a virtual 'Coaches Week', where all three were interviewed online and shared through our various networks including the Volleyball Coaches Network. This linked into our social media campaign "Virtual VNZ" introduced during Covid-19. The 'Coaches Week' video's had 8,500 views across the week.

Volleyball NZ were part of a collective with five other NSO's and Sport NZ, that created a 'return to play' campaign for coaches as NZ transitioned back to COVID-19 level one. This involved a social media campaign celebrating the role of coach's, and organising a webinar with key 'return to play' information for coaches.

With the disruption that has continually occurred throughout 2020 due to the COVID-19 Pandemic, Volleyball NZ is utilising their virtual coaches network on Facebook, which now has 341 active members. Volleyball NZ is continuing to provide information regarding coach development opportunities and resources on this page.



# ATHLETE DEVELOPMENT

## Development Camps

Volleyball New Zealand hosted various national development camps around New Zealand. North and South Island Development Camps were held in January and July 2020. 93 athletes and 15 coaches attended Hamilton in January while 81 athletes and 12 coaches attended in July. Christchurch hosted the January camp with 64 athletes and 13 coaches involved while Dunedin was the host for July involving 64 athletes and 8 coaches. All coaches were developed through daily observations, debriefs and daily discussions.

Beach Volleyball camps were also hosted in January (Tauranga) and October (Nelson and Tauranga). Over 150 athletes attended the three camps which provided athletes the opportunity to work with top beach coaches and athletes around the country.

## Regional Training Centres

Regional Training Centres (RTC) were introduced around NZ for 2020 in three regions – North Harbour, Bay of Plenty, Canterbury. These were set up to provide our top age group athletes with high quality training environments while also providing a great opportunity for coach development. This included creating an RTC curriculum of good practise to provide to all coaches. This curriculum was used as a basis for a coaching workshop with the 21 RTC coaches and three coach mentors.

## Athlete Performance

### Conversing with Other Sports in Performance Space

Part of the review of the Performance space was to investigate what other sports were doing or implementing in their sports. There has also been a shift over the past three-four years in New Zealand in the junior performance space with the creation of the Sport NZ Talent Plan, and the 'Balance is Better' philosophy. These documents have influenced and shaped some of these internal conversations, and it's important to note these documents are underpinned by research into athlete development.

### Continuing to Review Performance Plan

The review is ongoing as the implementation and resourcing of a performance plan need to be considered in the final stages of design. Key people have been identified in a working group that will provide an in depth look at how VNZ can maximise its performance plan given the constraints. This groups consist of a group of people, with experience in the New Zealand environment as well as leads in the performance programmes overseas. Their vast experience should help design a performance plan that will guide VNZ performance toward its strategic goals whilst being achievable given the resources of other countries.





***VOLLEYBALL NEW ZEALAND***  
***POIREWA AOTEAROA***

# 3

# EVENTS



# INDOOR EVENTS REPORT



2019 New Zealand  
Provincial Volleyball  
Championships

## NEW ZEALAND PROVINCIAL VOLLEYBALL CHAMPIONSHIPS

1 - 3 JUNE 2019, ASB SPORTS CENTRE, WELLINGTON

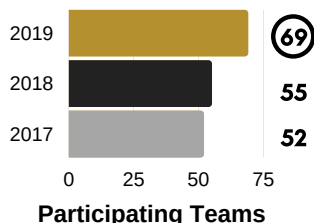
2

GRADES ADDED:  
U19 & U21  
REPLACING U20



U17 & U21 WELLINGTON GIRLS  
U17 & U19 BAY OF PLENTY BOYS  
U19 MANUKAU AUCKLAND GIRLS  
U21 CANTERBURY MENS  
SNR HARBOUR WOMENS & MENS

MVP prizes handed out by:  
**2XU**  
HUMAN PERFORMANCE. MULTIPLIED.



The Volley Ferns emerged victorious in the 3-day Trans-Tasman Match versus the Australian Institute of Sport Volleyball Team held right after Provincial Volleyball Champs.




VOLLEYBALL NEW ZEALAND  
52ND CLUB CHAMPIONSHIPS  
AUCKLAND 2019

## 52nd CLUB CHAMPIONSHIPS

2 - 5 OCTOBER 2019, PULMAN ARENA, AUCKLAND



TARAFLEX FLOORING FROM LONDON OLYMPICS.  
SHOW COURT SET-UP WITH EXTRA SEATS.  
MULTI-CAMERA LIVESTREAM (3 ANGLES).  
LIVESTREAM OF FEATURED GAMES EACH NIGHT  
WITH COMMENTATING.



SHIRLEY MEN'S VOLLEYBALL CLUB,  
TOTALING 7 CHAMPIONSHIPS

HARBOUR RAIDERS WOMEN'S CLUB,  
THEIR 4TH CHAMPIONSHIP WIN



HARBOUR RAIDERS (M)

22-25, 21-25, 31-29, 25-21, 16-18

Shirley Silverbacks (W)

25-23, 25-19, 21-25, 25-13





## NORTH ISLAND JUNIOR SECONDARY SCHOOL CHAMPS

26 - 29 NOVEMBER 2019, TRUSTPOWER BAYPARK ARENA, TAURANGA



41



55

### VOLLEYBALL TEAMS



96 Junior teams from all over the North Island enjoyed the spacious 12-court Arena. The tournament was co-hosted this year by Volleyball Bay of Plenty.

**WESTERN HEIGHTS DOMINATED THE BOYS 1 DIVISION, DEFEATING WHAKATANE HIGH SCHOOL IN 2 SETS.**

**WESTLAKE GIRLS HIGH SCHOOL BAGGED FIRST PLACE IN THE GIRLS 1 DIVISION, WINNING AGAINST TRIDENT HIGH SCHOOL.**



## SOUTH ISLAND JUNIOR SECONDARY SCHOOL CHAMPS

26 - 28 NOVEMBER 2019, PIONEER AND COWLES STADIUM, CHRISTCHURCH



25



42

### VOLLEYBALL TEAMS

**NELSON COLLEGE DEFEATED KING'S HIGH SCHOOL IN THE BOY'S DIVISION 1 FINAL.**

**BURNSIDE HIGH SCHOOL WON FIRST PLACE AFTER DEFEATING CASHMERE HIGH SCHOOL IN THE GIRL'S DIVISION 1.**



## AOTEAROA VOLLEYBALL INVITATIONAL - CANCELLED due to Covid-19

In this international event, senior New Zealand men's and women's teams were scheduled to compete against teams from Hong Kong, Samoa and Tonga.



## NEW ZEALAND SECONDARY SCHOOL CHAMPIONSHIPS - CANCELLED due to Covid-19

71

**BOY'S TEAMS  
REGISTERED**

105

**GIRL'S TEAMS  
REGISTERED**





# BEACH EVENTS REPORT

## NZ Beach Tour 2019/20

### Mauao Slam (Dec 7-8)

- 12 men's teams
- 12 women's teams
- 12 junior boys teams
- 11 junior girls teams
- 94 athletes total
- 1000 total estimated attendees

### Gisborne Slam (Dec 28-29)

- 12 men's teams
- 10 women's teams
- 6 junior boys teams
- 4 junior girls teams
- 64 athletes total
- 800 total estimated attendees

### Nelson Super Slam (Jan 11-12)

- 10 men's teams
- 10 women's teams
- 5 junior boys teams
- 4 junior girls teams
- 58 athletes total
- Sunday (Finals) broadcast live on SKY Sports Next You Tube channel
- 1500 total estimated attendees

### Northland Slam (Jan 25-27)

- 16 men's teams
- 18 women's teams
- 2 junior boys teams
- 6 junior girls teams
- 8 social teams (4 aside)
- 120 athletes total
- 2000 total estimated attendees

### Mauao Super Slam (Feb 7-9)

- 19 men's teams
- 20 women's teams
- 78 athletes total
- Sunday (Finals) broadcast live on SKY Sports Next You Tube channel
- 10000 total estimated attendees

### Tour Finals (March 7-8)

- 12 men's teams
- 12 women's teams
- 48 athletes total
- International athletes - VAN, CAN, TUV, USA, GER, LAT, AUS
- Sunday (Finals) broadcast live on SKY Sports Next You Tube channel
- 8000 total estimated attendees

The above events formed the new look G.J. Gardner Homes NZ Beach Tour. Funding from Councils in all regions, TECT in Tauranga, and GJ Gardners Principal Sponsorship was key in us being able to host this number of events and assisted us in lifting the level of our Tour significantly resulting in a bigger and better experience for athletes, a higher quality presentation for the viewing public and a product that could be broadcast live around the world. We picked up SKY Sports as our broadcast partner who sponsored 3 of the Tour events to be broadcast live on their SKY Next You Tube channel. (The 2 Super Slams and the Tour Finals.) We invested heavily in new high quality equipment, importing some key items not available in NZ and previously never used in NZ. (International standard net systems, court lines, etc). This equipment gives us the ability to host international events (as per the Olympic Qualifier we held in March), gives our athletes a world class level of national events, gives our staff ease of use with the correct and well designed equipment for the job, and gives us equipment that will last many many years.

The level of event we were subsequently able to achieve by combining with the Continental Cup was a massive step up for us. The increased budget with 2 events combined, extra sponsorship and funding that was realized (Pub Charity, TCC, TECT and GJ Gardner) meant we included a 260 seat Grandstand, LED scoreboard, and 3 International net and post systems (the first time we have had these for an event in NZ). Another big step we took was bringing DJ Tallie from Australia and FIVB Commentator Lewie Lett from the UK, both of whom have huge experience and lifted the event presentation to another level.



**G.J. Gardner. HOMES**



## **NZ Inter Provincial Champs (Jan 21-22)**

Once again this event provided an excellent opportunity for the up and coming beach volleyball athletes to compete. 76 teams entered across U15, U17, U19 and the newly added Tertiary Grades. Teams came from as far away as Northland and Otago and the results showed strength all around the country.

## **NZ Secondary School Champs (Feb 1-2)**

The entries for this event held steady from last year at 220 coming from 36 schools (up from 34 schools), this was great to see as we had put a cap on the amount of teams per school allowed to enter to encourage further growth. Financially the event was put under pressure as we paid to stream the finals at a cost of over \$5,000. But we still were able to utilise a large number of staff to make sure the event ran smoothly and also provide some coach support/mentoring. On top of this the additional equipment purchased for the National Tour meant that the court set up was better than ever before and the centre court was the same as for a National Tour event which was great for Live streaming the finals.

## **AVC Beach Continental Cup (March 10-12)**

This event came to us unexpectedly after Fiji were unable to host last December due to the Measles outbreak. With a short time frame we were able to host this event at the Mount following immediately after the NZ Beach Tour Finals which had moved from Auckland to the Mount. The extra funding from TECT, Pub Charity and GJ Gardner Homes was a boost to help us ensure we delivered a world class venue and event for an Olympic Qualifier that the FIVB and AVC were watching. It has put us and Mount Maunganui on the beach volleyball map Internationally and we have shown capability to deliver International standard events.

This event had extra costs associated such as travel costs of International referees and delegates, a grandstand, security and equipment hire to ensure the event met the criteria given. Again we were able to gain sponsorship from SKY Sports to broadcast this event on both YouTube and also live on SKY Sports TV. The investment made in equipment and staff and presentation of the NZ Beach Tour earlier in the summer certainly made a big difference in us being able to then host an international event to such a high standard.

- 7 Oceania countries represented
- 40 athletes total
- NZ Men beat Australia in a thrilling final to advance directly to the final stage of the Olympic Qualification
- NZ Women lost the Final to Vanuatu in a 'Golden Match" playoff but still advance to the semifinal stage of the Olympic Qualification

## **Beach Volleyball around NZ**

22 domestic events registered with VNZ in 6 regions.

15 permanent beach facilities now listed on the VNZ "Play Now" webpage. The information provided includes the condition of the courts, whether equipment is in place and whether the courts are free or pay to use, and contact details of the local club or association where relevant.

A new 6 court Beach facility has been given approval by council in Invercargill.

Te Rapa Beach courts in Hamilton are upgrading the drainage to put new life into the courts.

## **NZ Beach Volleyballers overseas**

Alice Zeimann (FSU), and Antonia Harison (UNF) were both getting solid results in NCAA sand volleyball ahead of Covid 19 interrupting the season. Alice is planning to graduate this year and be back in NZ for the summer while Antonia has 1 more year ahead before graduation.

Kirk Pitman continues to have great success coaching the Australian women's team now ranked 5th in the world. Results in the past year included bronze at the World Championships and 2 golds, 1 silver and a bronze at World Tour events.

Jason Lockhead is also having great success coaching the USA men's team now ranked 11th in the world. Results include 5th at the World Champs, 4th at the Vienna 5 Star, and ranked 1st on the AVP. Covid 19 has meant almost all Beach World Tour and Asian Tour events have been cancelled this year, the world rankings frozen, and Phases 2 and 3 of the Continental Cup have been pushed back to June 2021 to decide the Asian Continents places for Tokyo.



***VOLLEYBALL NEW ZEALAND***  
***POIREWA AOTEAROA***

# 4

# Technology

# TECHNOLOGY REPORT

---

## Friendly Manager

Volleyball New Zealand has over the last couple of years trying to find new and more efficient ways with technology that suits the needs of the Volleyball community. One of the apps we use is Friendly Manager. This is where our community registers as a member as well as for events, camps etc. We have been working closely with the staff from Friendly Manager to improve the system for our needs. This has resulted in us changing platforms. We have an updated app that also has more functions and better efficiency. We are also now able to take payments directly with credit card as well as the normal methods of payment. Registration for camps and trials has become easier and clearer. We continue to work with Friendly Manager to fine tune the app when problems arise.



We have also been using Friendly Manager's competition tool. With this tool, we can create our own draw, set up our games schedule, print out our customized score sheets and also compute all the scores, points table and rankings table. This tool has enabled us to provide a quicker response to our athletes and has saved us time.

The mailer feature has been the main portal of communication between us and our athletes. We use it to share our monthly newsletters, notifications for our camps, trials, and competitions.

---

## Sporty

After working with different applications and software for events and office administration, Volleyball New Zealand identified the need to have a more concise platform for its technological needs. We had started researching on different platforms that can help sync everything together from online forms to competition management. Sporty has been part of the discovery and development process in finding ways to streamline our systems and to provide a system customised for volleyball.





# HOME ADVANTAGE

During lock down, a series of free coaching videos were available on SkySport Next's Youtube channel to help people stay motivated to be physically active whilst at home. The videos featured some of the top New Zealand Volleyball athletes giving tips to improve Volleyball skills including vertical jumps and setting. Home Advantage videos brought the volleyball community together in difficult times and also gave people the opportunity to try volleyball.



## Home Advantage Summary Stats

### HOME ADVANTAGE SPORT AT HOME

**868K+**VIEWERSHIP ON YOUTUBE,  
SKY SPORT & PRIME\***710K+**IMPRESSIONS ON  
YOUTUBE**120**

VIDEOS UPLOADED

**176K+**MINUTES WATCHED  
ON YOUTUBE**20**NEWS ARTICLES  
PRODUCED**26**

SPORTS SHOWN

**869**

SUBSCRIBERS GAINED

**1.1K+**

LIKES ON YOUTUBE

**1.4K+**

SHARES

**121**

COMMENTS ON YOUTUBE

**64%**

MALE VIEWERS

**52%**

45-54 Y/O AGED VIEWERS

| \*Viewership aggregated from YouTube views, Sky Sport viewers and Prime reach. |

**VOLLEYBALL NEW ZEALAND**  
**POIREWA AOTEAROA**



2019/2020

# VOLLEYBALL PARTICIPATION



**ADULT RSO  
MEMBERSHIP**

11520 Total  
7680 Female  
3840 Male



**BEACH VOLLEYBALL  
ADULT COMPETITION**

1006 Total  
670 Female  
335 Male

**BEACH  
VOLLEYBALL SOCIAL  
COMPETITION**

959 Total  
639 Female  
320 Male



**COLLEGE SPORT  
COMPETITION**

3680 Total  
2454 Female  
1226 Male

**BEACH  
VOLLEYBALL SCHOOL  
COMPETITION**

1975 Total  
1317 Female  
658 Male



**PRIMARY SCHOOLS  
COMPETITION**

3325 Total  
2217 Female  
1108 Male



**VOLLEY ALL  
FESTIVALS**

1508 Total  
1005 Female  
503 Male

**KIWIVOLLEY**  
*New Zealand*

**KIWI VOLLEY**

11173 Total  
7449 Female  
3724 Male

**SECONDARY  
SCHOOLS  
COMPETITION**

14213 Total  
9475 Female  
4738 Male



**SENIOR CLUB  
COMPETITION**

4462 Total  
2975 Female  
1487 Male

## Membership by Sport NZ categories

**0-12**

19702 Total  
13135 Female  
6567 Male

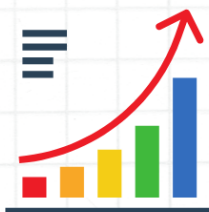
**13-18**

13527 Total  
9018 Female  
4509 Male

**19+**

11520 Total  
7680 Female  
3840 Male





More than **123 schools** participating in NZSSVC  
Second fastest growing Secondary School sport in NZ

5th most **popular** secondary school sport (School Sport NZ 2019)  
**17,635 secondary school athletes** playing the sport (2019)  
11,027 year 2000, 12,430 year 2005, 12,941 year 2009



**26 Beach Volleyball Sand Courts** set up during NZ Secondary School Beach Volleyball Champs

Average of 4 courts livestreamed during a Volleyball event  
300 hours of **livestream**, 125.200 views  
80% live views, 20% on demand



32 registered clubs that compete in NZ **Club Champs**

# VOLLEYBALL NZ IN NUMBERS

Continental Cup phase 1 Olympic qualifying tournament.

**3rd place** won in the 2018 Beach Volleyball Commonwealth Games  
Sam and Ben O'Dea



**Beach Blacks**

**1st place**  
(Sam O'Dea, Mike Watson, Tom Hartles and Alani Nicklin)



**Beach Ferns**

**2nd place**  
(Julia Tilley, Shauna Polley, Francesca Kirwan and Olivia MacDonald)



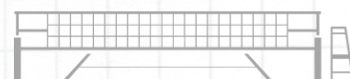
**20 Indoor and Beach Performance Teams** that compete abroad

**7 National Indoor and Beach Tournaments** run by VNZ

(NZ Secondary School Volleyball champs, NZ Provincial Volleyball Champs, NZ Club Champs, Junior (North and South Island) Secondary School Volleyball Champs, NZ Beach Tour, Provincial Beach Volleyball Champs, NZSS Beach Volleyball Champs)

**\$3M**

new monies brought into the economy through a 5-day Volleyball tournament with 2500 participants (MI Associates, 2017)



Average of **12 courts** used for a National Volleyball Tournament



**VOLLEYBALL NEW ZEALAND  
ANNUAL REPORT 2019/2020**



***VOLLEYBALL NEW ZEALAND***  
***POIREWA AOTEAROA***

**5**

# **Financial Report**

# Performance Report

Volleyball New Zealand Incorporated  
For the year ended 30 June 2020

# Contents

3	Independent Audit Report
6	Entity Information
8	Approval of Performance Report
9	Statement of Service Performance
13	Statement of Financial Performance
14	Statement of Financial Position
15	Statement of Cash Flows
16	Statement of Accounting Policies
21	Notes to the Performance Report

UHY HAINES NORTON (AUCKLAND) LIMITED  
For identification purposes only



**INDEPENDENT AUDITOR'S REPORT  
TO THE BOARD MEMBERS OF VOLLEYBALL NEW ZEALAND INCORPORATED**

**Opinion**

We have audited the performance report of Volleyball New Zealand Incorporated ("the Society") on pages 13 to 28, which comprises the statement of financial performance and statement of cash flows for the year ended 30 June 2020, the statement of financial position as at 30 June 2020, and the statement of accounting policies and notes to the performance report.

In our opinion, the accompanying performance report presents fairly, in all material respects the financial position of the Society as at 30 June 2020 and its financial performance and cash flows for the year then ended, in accordance with Public Benefit Entity Simple Format Reporting – Accrual (Not-For-Profit) issued by the New Zealand Accounting Standards Board.

**Basis for Opinion**

We conducted our audit of the statement of financial performance, statement of financial position, statement of cash flows, statement of accounting policies, and notes to the performance report in accordance with International Standards on Auditing (New Zealand) (ISAs (NZ)). Our responsibilities under this standard are further described in the Auditor's Responsibilities for the Audit of the Performance Report section of our report. We are independent of Volleyball New Zealand Incorporated in accordance with Professional and Ethical Standard 1 (Revised) Code of Ethics for Assurance Practitioners issued by the New Zealand Auditing and Assurance Standards Board, and we have fulfilled our other ethical responsibilities in accordance with these requirements. We believe that the audit evidence we have obtained is sufficient and appropriate to provide a basis for our opinion.

Other than in our capacity as auditor we have no relationship with, or interests in, Volleyball New Zealand Incorporated.

**Emphasis of Matter – COVID-19**

Without modifying our opinion, we draw attention to the disclosures in Note 15 to the financial statements which outline the possible effects of the Alert Level 3 lockdown as a result of the COVID-19 pandemic.

**Restriction on Responsibility**

This report is made solely to the board members, as a body, in accordance with the constitution of the Society. Our audit work has been undertaken so that we might state to the board members those matters we are required to state to them in an auditor's report and for no other purpose. To the fullest extent permitted by law, we do not accept or assume responsibility to anyone other than the Society and its board members as a body, for our audit work, for this report, or for the opinions we have formed.

## Other Information

The Board Members are responsible for the other information. The other information comprises of entity information, approval of performance report and statement of service performance, but does not include the performance report, and our auditor's report thereon.

Our opinion on the performance report does not cover the other information and we do not express any form of audit opinion or assurance conclusion thereon.

In connection with our audit of the performance report, our responsibility is to read the other information and, in doing so, we consider whether the other information is materially inconsistent with the performance report or our knowledge obtained in the audit, or otherwise appears to be materially misstated. If, based on the work we have performed, we conclude that there is a material misstatement of this other information, we are required to report that fact. We have nothing to report in this regard.

## Board Members' Responsibility for the Performance Report

The Board Members are responsible on behalf of the Society for:

- a. identifying outcomes and outputs, and quantifying the outputs to the extent practicable, that are relevant, reliable, comparable and understandable, to report in the statement of service performance;
- b. the preparation and fair presentation of the performance report which comprises:
  1. the entity information;
  2. the statement of service performance; and
  3. the statement of financial performance, statement of financial position, statement of cash flows, statement of accounting policies and notes to the performance report in accordance with Public Benefit Entity Simple Format Reporting – Accrual (Not-For-Profit) issued in New Zealand by the New Zealand Accounting Standards Board, and
- c. for such internal control as the Board Members determines is necessary to enable the preparation of a performance report that is free from material misstatement, whether due to fraud or error.

In preparing the performance report, the Board Members are responsible on behalf of the Society for assessing the Society's ability to continue as a going concern, disclosing, as applicable, matters related to going concern and using the going concern basis of accounting unless the board members either intend to liquidate the Society or to cease operations or have no realistic alternative but to do so.

## Auditor's Responsibilities for the Audit of the Performance Report

Our objectives are to obtain reasonable assurance about whether the performance report (excluding entity information and statement of service performance) is free from material misstatement, whether due to fraud or error, and to issue an auditor's report that includes our opinion. Reasonable assurance is a high level of assurance but is not a guarantee that an audit conducted in accordance with International Standard on Auditing (New Zealand) will always detect a material misstatement when it exists. Misstatements can arise from fraud or error and are considered material if, individually or in the aggregate, they could reasonably be expected to influence the economic decisions of users taken on the basis of the performance report (excluding entity information and statement of service performance).



As part of an audit in accordance with ISAs (NZ), we exercise professional judgement and maintain professional skepticism throughout the audit. We also:

- (a) Identify and assess the risks of material misstatement of the performance report, whether due to fraud or error, design and perform audit procedures responsive to those risks, and obtain audit evidence that is sufficient and appropriate to provide a basis for our opinion. The risk of not detecting a material misstatement resulting from fraud is higher than for one resulting from error, as fraud may involve collusion, forgery, intentional omissions, misrepresentations, or the override of internal control.
- (b) Obtain an understanding of internal control relevant to the audit in order to design audit procedures that are appropriate in the circumstances, but not for the purpose of expressing an opinion on the effectiveness of the Society's internal control.
- (c) Evaluate the appropriateness of accounting policies used and the reasonableness of accounting estimates and related disclosures made by management.
- (d) Conclude on the appropriateness of the use of the going concern basis of accounting by the board members and, based on the audit evidence obtained, whether a material uncertainty exists related to events or conditions that may cast significant doubt on the Society's ability to continue as a going concern. If we conclude that a material uncertainty exists, we are required to draw attention in our auditor's report to the related disclosures in the performance report or, if such disclosures are inadequate, to modify our opinion. Our conclusions are based on the audit evidence obtained up to the date of our auditor's report. However, future events or conditions may cause the Society to cease to continue as a going concern.
- (e) Evaluate the overall presentation, structure and content of the performance report, including the disclosures, and whether the performance report represents the underlying transactions and events in a manner that achieves fair presentation.

We communicate with the board members regarding, among other matters, the planned scope and timing of the audit and significant audit findings, including any significant deficiencies in internal control that we identify during our audit.

*UHY Haines Norton (Auckland) Limited*

UHY Haines Norton (Auckland) Limited  
Chartered Accountants  
Auckland

*8<sup>th</sup> December 2020*

Date



# Entity Information

## Volleyball New Zealand Incorporated For the year ended 30 June 2020

### Legal Name of Entity

Volleyball New Zealand Incorporated

### Entity Type and Legal Basis

Incorporated Society

### Incorporation Number

217032

### Entity's Purpose or Mission

To lead, enhance and celebrate volleyball across Aotearoa New Zealand

### Main Sources of Entity's Cash and Resources

Grant income and user fees

### Main Methods Used by Entity to Raise Funds

Funding grants and user fees

### Entity's Operational Structure:

#### Board

Lucy Pomeroy - Chair

Jock Murley

Donna Milne

Shaun Goldsbury

Vonnie Christian

Lauren Fleury

Jud Hadfield

#### Chief Executive Officer

Toni-Maree Carnie

#### Physical Address

Sports House  
Stadium Drive  
Albany  
Auckland 0632

UHY HAINES NORTON (AUCKLAND) LIMITED  
For identification purposes only

Entity Information

**Postal Address**

PO Box 300633  
Albany  
Auckland 0752

**Website**

[www.volleyballnz.org.nz](http://www.volleyballnz.org.nz)

**Email**

[om@volleyballnz.org.nz](mailto:om@volleyballnz.org.nz)

UHY HAINES NORTON (AUCKLAND) LIMITED  
For identification purposes only

# Approval of Performance Report

Volleyball New Zealand Incorporated  
For the year ended 30 June 2020

The Governing board are pleased to present the approved Performance report including the historical performance report of Volleyball New Zealand Incorporated for year ended 30 June 2020.

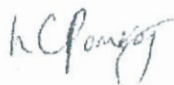
APPROVED



Toni-Maree Carnie

Chief Executive

Date December 7, 2020



Lucy Pomeroy

Board Member - Chair

Date December 7, 2020



# Statement of Service Performance

Volleyball New Zealand Incorporated

For the year ended 30 June 2020

Initiative	Action	Progress 2019/2020	Progress 2020/2021
<b>1. Growing the Game</b>			
a. Access • To leverage quality infrastructure (places, platforms, and people) to grow participation. • To promote connections between volleyball providers and existing sports -sector infrastructure, actively enabling access to facilities and spaces to play.	Work with RSTs, Council and community to work together for further indoor sport facility opportunities.		
	Work with Councils and Local Board in Auckland to promote 'park volley' opportunities with funding.		
	private providers to market all aspects of volleyball as a potential shared income stream.		
b. Events • To enable quality local competitions and to grow regional and national competitions in order to provide a co - ordinated competition calendar. • To create and implement a successful events plan in partnership with stakeholders.	Continue to grow and improve VNZ events.		
	Review held of all events and calendar.		
	Online technology for all events.		
	Introduce satellite secondary school event.		
c. Awareness • To grow the profile and brand of the game at the local, regional, and national levels. • To create a national marketing plan that includes social media and that increases the profile and attractiveness of volleyball.	Plan to be further developed and reviewed.		
	Social media plan to be extended.		
d. Growth • To connect local and regional volleyball to knowledge, tools and resources to enable growth. • To investigate and implement strategies that engage participants in the game for longer, and in different formats of the game.	Subject to funding investment. Sitting volleyball, rest home games, lwi of origin.		
	Shared resources regionally.		
e. Diversity • To target population growth area, promoting different formats of the game, cultural inclusiveness and opportunities for young athletes. • To target opportunities that grow participation amongst our youth, for our culturally diverse population, and that leverage the strengths of our unique regions.	Grant applications in place and being made for diversity funding in some regions across NZ through grants role in place.		
	VNZ delivery into targeted population areas with funding support.		

# Statement of Service Performance

Volleyball New Zealand Incorporated

For the year ended 30 June 2020

Initiative	Action	Progress 2019/2020	Progress 2020/2021
<b>2. Playing the Game</b>			
<b>a. Performance</b>  <ul style="list-style-type: none"> <li>To provide integrated pathways for performance.</li> <li>To provide resources for athletes who demonstrate the ability to perform on the world stage.</li> </ul>	Provide strong pathway documentation for athletes and ensure well promoted.		
	Provide learning resources and tools for athletes.		
	Provide Coach professional development at NZ level.		
	Provide Coach professional development and education for women interested in coaching.		
	Performance Coaches to have a strategy and plan in conjunction with VNZ Coaching resources for developing athletes.		
	Culture training session to be run with all NZ coaches and other Association coaching leads.		
	Annual plan submitted for tours including budgets to be continued to be managed.		
	Research Good practice in performance across NZ and internationally.		
<b>b. Athlete Development</b>  <ul style="list-style-type: none"> <li>To lead a highly effective system for long-term athlete development.</li> <li>To implement the VNZ Athlete Development and Performance Strategy.</li> </ul>	Full time VNZ Athlete Development and Performance Lead in place working in association with the strategy.		
	Calendar in place with International performance events and VNZ camps, trainings, trials and events.		
	Fund / subsidise some camps, trials, programmes, development activities.		
	Research Australian and South Pacific playing and developing opportunities.		
	Selection and nomination processes and criteria in place for all teams. Thoroughly reviewed from learnings.		
	All programmes evaluated online and summaries provided to CE.		
<b>c. Participation</b>  <ul style="list-style-type: none"> <li>To enable participation, increasing enjoyment and wellbeing for all.</li> <li>To enable access to quality resources, training opportunities, and competitions for all participants.</li> </ul>	Increasing the number of resources on the website for use. Manage them and promote them to associations / clubs.		
	Promoting training opportunities to the stakeholder community through social media and newsletter.		
	Work with Associations to increase their capability to provide more and diverse opportunities.		

UHY HAINES NORTON (AUCKLAND) LIMITED  
For identification purposes only



# Statement of Service Performance

Volleyball New Zealand Incorporated

For the year ended 30 June 2020

Initiative	Action	Progress 2019/2020	Progress 2020/2021
c. Participation cont.	Develop Partnership plans with Associations and RSTs to provide more opportunities for volleyball engagement.		
<b>3. Our People</b>			
a. Education	Continue Association networking building partnership plans.		
	• To plan and implement learning and development for staff, officials, and volunteers. Develop through Roadshow discussions, developing an understanding of capacity and capability needs within Associations and Regions.		
	• To support the delivery of local, regional, and national training for officials and volunteers, with a focus on increasing capability and capacity. Leadership training and resources as to 'how to implement 'a few good ideas and 'recruiting volunteers' is the key shortage as well as access to funding so that programmes can be developed and implemented.		
b. Engagement	• To value, acknowledge, and support the development of highly engaged associations, zones, clubs, schools, and community providers. Work with Associations, RSTs and other Community organisations.		
	• To create and implement an agreed whole-of-volleyball workforce plan in partnership with associations. Beginning with VNZ workforce plan then to widen into the community. Focus on volunteers, Board, management, event management training.		
c. Support	Implement coach development programmes across NZ.		
	Implement referee development programmes across NZ.		
	Implement coach education levels of accreditation.		
	Provide an events manual and training for events staff.		
	Provide training and support for coach developers and coaching leads in associations.		



# Statement of Service Performance

Volleyball New Zealand Incorporated

For the year ended 30 June 2020

Initiative	Action	Progress 2019/2020	Progress 2020/2021
<b>4. Operational Excellence</b>			
<b>a. Operations</b>  <ul style="list-style-type: none"> <li>To deliver quality operational plans, with a commitment to continuous quality improvement.</li> <li>To prepare annual plan, continually striving to improve the systems and processes that enable the relevance and effectiveness of VNZ for its members.</li> </ul>	Develop annual plan with agreed priorities.		
	Develop agreed workplan for staff, KPIs and key milestones with budgets.		
	Continue to develop processes, systems and policies proactively rather than reactively.		
	Create a network of sharing of resources across NZ.		
	Create a network of volleyball learning (admin) across NZ.		
	Transgender policy updated to ensure fair and just.		
<b>b. Communications</b>  <ul style="list-style-type: none"> <li>To communicate in a meaningful, open and timely way.</li> <li>To develop and implement a communication plan for all stakeholders.</li> </ul>	Stakeholder relationship completed - started in early days but needs to be re visited and further developed.		
	Overarching communication plan - started in early days but needs to be re visited and further developed.		
	2019 - 2020 Association roadshow calendar completed.		
	CRM implemented and utilized.		
<b>c. Governance</b>  <ul style="list-style-type: none"> <li>To grow a sustainable financial platform with sound stewardship and robust processes.</li> <li>To prepare fiscally responsible annual budgets, to control and monitor expenditure effectively and to report fiscal activity accurately to the Board and stakeholders.</li> </ul>	2019 - 20 Budget prepared and presented.		
	2019 - 20 Budget managed and on track.		
	New business opportunities sought through programme diversification.		
	New business sought through government agencies.		

UHY HAINES NORTON (AUCKLAND) LIMITED  
For identification purposes only

# Statement of Financial Performance

## Volleyball New Zealand Incorporated

For the year ended 30 June 2020

	NOTES	2020	2019
<b>Revenue</b>			
Revenue from providing goods or services	1	1,373,498	791,522
Donations, fundraising and other similar receipts	1	548,489	487,425
Interest, dividends and other investment revenue		3,473	110
Fees, subscriptions and other revenue from members	1	18,594	77,687
Other revenue	1	156,506	23,387
<b>Total Revenue</b>		<b>2,100,560</b>	<b>1,380,131</b>
<b>Expenses</b>			
Volunteer and employee related costs	3	421,939	356,322
Costs related to providing goods or services	3	1,500,297	835,190
Other expenses	3	129,827	76,809
<b>Total Expenses</b>		<b>2,052,063</b>	<b>1,268,321</b>
<b>Surplus for the Year</b>		<b>48,497</b>	<b>111,810</b>

UHY HAINES NORTON (AUCKLAND) LIMITED  
For identification purposes only

This statement should be read in conjunction to the Notes to the Performance Report and the Independent Auditors Report.

# Statement of Financial Position

## Volleyball New Zealand Incorporated

As at 30 June 2020

	NOTES	30 JUN 2020	30 JUN 2019
<b>Assets</b>			
<b>Current Assets</b>			
Bank accounts and cash	10	566,828	576,046
Debtors and other receivables		30,246	277,359
Event expenses prepaid		8,230	510,076
Grants receivable		-	53,000
GST refundable		12,735	-
Prepayments		9,018	8,197
<b>Total Current Assets</b>		<b>627,057</b>	<b>1,424,677</b>
<b>Non-Current Assets</b>			
Property, plant and equipment	4	76,961	19,962
Intangibles	5	11,250	-
<b>Total Non-Current Assets</b>		<b>88,211</b>	<b>19,962</b>
<b>Total Assets</b>		<b>715,268</b>	<b>1,444,638</b>
<b>Liabilities</b>			
<b>Current Liabilities</b>			
Credit cards	10	-	7,777
Creditors and other payables		29,969	117,456
Event income prepaid		31,937	826,636
Unused donations and grants with conditions	12	190,023	140,388
GST payable		-	1,550
Finance lease liability		9,741	-
Provision for annual leave		25,147	12,662
<b>Total Current Liabilities</b>		<b>286,817</b>	<b>1,106,469</b>
<b>Non-Current Liabilities</b>			
Finance lease liability		52,284	-
<b>Total Non-Current Liabilities</b>		<b>52,284</b>	<b>-</b>
<b>Total Liabilities</b>		<b>339,101</b>	<b>1,106,469</b>
<b>Total Assets less Total Liabilities</b>		<b>376,167</b>	<b>338,170</b>
<b>Accumulated Funds</b>			
Accumulated surpluses	6	376,167	327,669
Reserves	7	-	10,500
<b>Total Accumulated Funds</b>		<b>376,167</b>	<b>338,170</b>

UHY HAINES NORTON (AUCKLAND) LIMITED  
For identification purposes only

This statement should be read in conjunction to the Notes to the Performance Report and the Independent Auditors Report.



# Statement of Cash Flows

Volleyball New Zealand Incorporated  
For the year ended 30 June 2020

	NOTES	2020	2019
<b>Statement of Cash Flows</b>			
<b>Cash Flows from Operating Activities</b>			
<b>Cash was received from</b>			
Donations, fundraising and other similar receipts		668,445	612,341
Fees, subscriptions and other receipts from members		18,594	77,687
Net receipts (expenses) from providing goods or services		818,182	1,172,713
Interest and other income		132,159	17,597
<b>Total Cash was received from</b>		<b>1,637,380</b>	<b>1,880,338</b>
Net GST		(14,552)	14,951
<b>Cash was applied to</b>			
Payments to suppliers and employees		(1,596,322)	(1,564,960)
<b>Total Cash was applied to</b>		<b>(1,596,322)</b>	<b>(1,564,960)</b>
<b>Total Cash Flows from Operating Activities</b>		<b>26,506</b>	<b>330,329</b>
<b>Cash Flows from Investing and Financing Activities</b>			
<b>Cash was received from</b>			
Funds advanced through finance lease for motor vehicle purchase		68,244	-
<b>Total Cash was received from</b>		<b>68,244</b>	<b>-</b>
<b>Cash was applied to</b>			
Principal portion of lease liability		(6,218)	(1,672)
Payments to purchase plant, property and equipment		(74,972)	(4,863)
Payments to purchase intangible assets		(15,000)	-
Receipts from the sale of plant, property and equipment		-	700
<b>Total Cash was applied to</b>		<b>(96,190)</b>	<b>(5,835)</b>
<b>Total Cash Flows from Investing and Financing Activities</b>		<b>(27,946)</b>	<b>(5,835)</b>
Net Increase/(Decrease) in Cash		(1,440)	324,494
<b>Opening Cash Balance</b>			
Bank accounts and cash		568,268	243,774
<b>Total Opening Cash Balance</b>		<b>568,268</b>	<b>243,774</b>
Closing Cash Balance		566,828	568,268

UHY HAINES NORTON (AUCKLAND) LIMITED  
For identification purposes only

This statement should be read in conjunction to the Notes to the Performance Report and the Independent Auditors Report.

# Statement of Accounting Policies

## Volleyball New Zealand Incorporated For the year ended 30 June 2020

### Basis of Preparation

The society has elected to apply PBE SFR-A (NFP) Public Benefit Entity Simple Format Reporting - Accrual (Not-For-Profit) on the basis that it does not have public accountability and has total annual expenses equal to or less than \$2,000,000. All transactions in the Performance Report are reported using the accrual basis of accounting. The Performance Report is prepared under the assumption that the society will continue to operate in the foreseeable future.

### Presentation Currency

The Performance Report is presented in New Zealand dollars (NZ\$) and all values are rounded to the nearest NZ\$.

### Revenue Recognition

#### Revenue from non-exchange transactions

Grants are recognised as income when they are received during the year. If a grant is not fully expended during the year, a commitment is recognised as a note to the extent that such conditions are unfulfilled at the end of the reporting period. Any grant income received in advance of the specific expenditure is also recorded as a liability as grant income unspent.

Donations and grants with no "use or return" condition attached are recorded as revenue in the year they relate to.

Donations and grants with a "use or return" condition attached are recorded as a liability when cash is received, and as the conditions are met the liability is reduced and revenue is recorded.

Donated assets that are significant and have useful lives of 12 months or more are recorded on receipt at readily obtainable values. Other donated assets are not recorded.

Donated goods or services are not recorded.

Fundraising revenue is recorded when cash is received (when there is no "use or return" condition is attached").

Membership fees are recorded as revenue when cash is received. The membership year is from 1 March to 28 February.

Affiliation fees and participation levies are recorded as revenue in the year they relate to.

#### Revenue from exchange transactions

Sale of goods is recorded when the goods are sold (usually when the goods are received by the purchaser).

Provision of services: income and expenses are recognised at the completion of the event or performance of service.

Interest income is recorded as it is earned.

All other revenue is recorded as it is earned.

UHY HAINES NORTON (AUCKLAND) LIMITED  
For identification purposes only

### Bank Accounts and Cash

Bank accounts and cash in the Statement of Cash Flows comprise cash balances and bank balances (including short term deposits) with original maturities of 90 days or less.

### Foreign Currencies

Foreign currency transactions are converted to New Zealand dollars at the exchange rate ruling at the date of the transaction. At balance date foreign monetary assets and liabilities are translated at the closing rate and variations arising from these transactions are included in the Statement of Financial Performance.

### Trade Receivables

Trade receivables are initially measured at the amount owed. When it is likely that the amount owed, or some portion, will not be collected, an impairment adjustment is recorded.

### Property, Plant and Equipment

Items of property, plant and equipment are initially recognised at cost. Historic cost includes items of expenditure directly attributable to the acquisition of assets and includes the cost of replacements that are eligible for capitalisation when these are incurred.

Items of property, plant and equipment are subsequently measured either under the:

- Cost model: Cost (or fair value for items acquired through non-exchange transactions) less accumulated depreciation and impairment.
- Revaluation model: fair value, less accumulated depreciation and accumulated impairment losses recognised after the date of the most recent revaluation.

Valuations are performed with sufficient frequency to ensure that the fair value of a revalued asset does not differ materially from its carrying amount.

Gains and losses on revaluation are recognised in the Statement of Financial Performance.

All other repairs and maintenance expenditure is recognised in the Statement of Financial Performance as incurred.

Depreciation is calculated on a diminishing value basis over the estimated useful life of the asset. The following estimated depreciation rates /useful lives have been used:

Motor vehicles 20% - 30% DV  
Furniture and fittings 20% DV  
Office equipment 20% - 67% DV  
Plant and equipment 10% - 80.4% DV

An item of property, plant and equipment or investment property is derecognised upon disposal or when no further future economic benefits are expected from its use or disposal. Any gain or loss arising on derecognition of the asset (calculated as the difference between the net disposal proceeds and the carrying amount of the asset) is included in the Statement of Financial Performance in the year the asset is derecognised.



## Intangible Assets

Intangible assets are carried at cost less any accumulated amortisation and any accumulated impairment loss.

The amortisation rates used are as follows:

CRM System - 2 years straight line

## Investments

### Short Term

Short term investments comprise term deposits which have a term of greater than three months and remaining duration less than 12 months and therefore do not fall into the category of cash and cash equivalents.

### Long Term

Long term investments comprise term deposits which have a term greater than three months and remaining duration of greater than 12 months.

## Financial Instruments

Financial assets and financial liabilities are recognised when the society becomes a party to the contractual provisions of the financial instrument.

The society derecognises a financial asset or, where applicable, a part of a financial asset or part of a group of similar financial assets when the rights to receive cash flows from the asset have expired or are waived, or the society has transferred its rights to receive cash flows from the asset or has assumed an obligation to pay the received cash flows in full without material delay to a third party; and either:

- the society has transferred substantially all the risks and rewards of the asset; or
- the society has neither transferred nor retained substantially all the risks and rewards of the asset, but has transferred control of the asset

### Financial assets

The society's financial assets are classified as loans and receivables. The society's financial assets include: cash and cash equivalents, short term investments in the form of term deposits, and receivables.

#### Receivables

Receivables are initially measured at fair value plus directly attributable transaction costs and are subsequently measured at amortised cost using the effective interest method, less any impairment losses.

### Impairment of financial assets

At the end of each reporting date the society assesses whether there is objective evidence that a financial asset or a group of financial assets is impaired. A financial asset or a group of financial assets is impaired and impairment losses are incurred if there is objective evidence of impairment as a result of one or more events that occurred after the initial recognition of the asset (a 'loss event') and that loss event has an impact on the estimated future cash flows of the financial asset or the group of financial assets that can be reliably estimated.

The society first assesses whether there is objective evidence of an impairment of financial assets. If it is determined that there is no objective evidence of impairment of an individually assessed financial asset, it includes the asset in a group of financial assets with similar credit risk characteristics and collectively assesses them for impairment.

If, in a subsequent period, the amount of the impairment loss decreases and the decrease can be related objectively to an event occurring after the impairment was recognised, the previously recognised impairment loss is reversed by adjusting the allowance account.

### Financial liabilities

The society's financial liabilities include trade and other creditors (excluding GST and PAYE).

All financial liabilities at amortised cost are initially recognised at fair value (plus transaction costs). Financial liabilities classified as amortised cost are subsequently measured at amortised cost using the effective interest method.

## Provisions

Provisions are recognised when the entity has an obligation which can be reliably measured at balance date as a result of a past event and it is probable that the company will be required to settle the obligation.

Provisions are measured at the present value of management's best estimate of the expenditure required to settle the obligation at balance date. Movements in the best estimate are recorded in the Statement of Financial Performance.

## Leases

### Finance lease

Finance leases which effectively transfer to the society substantially all of the risks and rewards incidental to ownership of the leased item are capitalised at the present value of the minimum lease payments. Lease payments are apportioned between the finance charges and reduction of the lease liability so as to achieve a constant rate of interest on the remaining balance of the liability. Finance charges are recognised as an expense in profit and loss.

## Employee Benefits

### Wages, salaries and annual leave

Liabilities for wages and salaries, and annual leave are recognised in surplus or deficit during the period in which the employee provided the related services. Liabilities for the associated benefits are measured at the amounts expected to be paid when the liabilities are settled.

## Goods and Services Tax (GST)

The society is registered for GST. All amounts are stated exclusive of goods and services tax (GST) except for accounts payable and accounts receivable which are stated inclusive of GST.

## Income Tax

The society is exempt from New Zealand income tax under section CW 46 of the Income Tax Act 2007, as a body promoting amateur games or sports.

## Changes in Accounting Policies

There have been no changes in accounting policies. Policies have been applied on a consistent basis with those of the previous reporting period.

## Significant Accounting Judgements, Estimates and Assumptions

The preparation of the society's financial statements requires management to make judgements, estimates and assumptions that affect the reported amounts of revenues, expenses, assets and liabilities, and the accompanying disclosures, and the disclosure of contingent liabilities. Uncertainty about these assumptions and estimates could result in outcomes that require a material adjustment to the carrying amount of assets or liabilities affected in future periods.

### Judgements

There have been no significant adjustments made by management in the preparation of these financial statements.

### Estimates and assumptions

The key assumptions concerning the future and other key sources of estimation uncertainty at the reporting date, that have a significant risk of causing a material adjustment to the carrying amounts of assets and liabilities within the next financial year, are described below. The society has based its assumptions and estimates on parameters available when the financial statements were prepared. Existing circumstances and assumptions about future developments, however, may change due to market changes or circumstances arising beyond the control of the society. Such changes are reflected in the assumptions when they occur.

#### Useful lives and residual values

The useful lives and residual values of assets are assessed using the following indicators to determine potential future use and value from disposal:

- The condition of the asset
- The nature of the asset, its susceptibility and adaptability to changes in technology and processes
- The nature of the processes in which the asset is deployed
- Availability of funding to replace the asset
- Changes in the market in relation to the asset



# Notes to the Performance Report

## Volleyball New Zealand Incorporated

For the year ended 30 June 2020

2020

2019

### 1. Analysis of Revenue

#### Revenue from providing goods or services

Age Group Representatives	1,071,508	358,986
Development	34,300	51,061
Events	252,919	370,800
Operations	14,771	10,675
<b>Total Revenue from providing goods or services</b>	<b>1,373,498</b>	<b>791,522</b>

#### Donations, fundraising and other similar receipts

##### Grants received (ref note 2)

Active Auckland Sport & Recreation	51,000	-
Air Rescue	-	10,000
Auckland Tourism, Events and Economic Development	6,965	14,400
CLM Community Sport	4,348	-
Eastland community Trust	8,000	-
Federation International de Volleyball	2,950	-
Four Winds	3,000	-
Infinity Foundation	5,000	5,000
Mainland Foundation	2,704	6,000
Manukau Counties Community Facilities	5,000	5,000
New Zealand Community Trust	178,524	109,656
Pelorus Trust	4,082	5,000
Pub Charity	15,629	-
Southern Trust	20,000	29,000
Sport Manawatu	-	26,087
Sport New Zealand	213,287	240,282
Tauranga City Council	-	7,000
Tauranga Energy Consumer Trust	20,000	15,000
Wellington City Council	-	15,000
Whangarei District Council	8,000	-
<b>Total Donations, fundraising and other similar receipts</b>	<b>548,489</b>	<b>487,425</b>

#### Fees, subscriptions and other revenue from members

Association/ AGM	2,826	3,698
Association Affiliation Fees	1,783	29,500
Individual Membership Fees	13,985	44,489
<b>Total Fees, subscriptions and other revenue from members</b>	<b>18,594</b>	<b>77,687</b>

#### Other revenue

Business Development	53,375	1,125
COVID-19 Wage Subsidy	54,778	-
Insurance Recovery	1,731	-
NZ Racing Board Commission	11,693	-

UHY HAINES NORTON (AUCKLAND) LIMITED  
For identification purposes only

Other income	7,108	2,011
Senior Women Reserve Allocation	10,500	5,217
Sponsorship and Commission	17,321	13,890
<b>Total Other revenue</b>	<b>156,506</b>	<b>22,243</b>

2020 2019

## 2. Grant Income

Funding carried forward from previous year	140,388	24,160
Grants received in cash	598,124	550,653
<b>Grants Receivable</b>		
Sport New Zealand	-	38,000
Tauranga Energy Consumer Trust	-	15,000
Less Grant Income Unspent	(190,023)	(140,388)
<b>Total Grant Income</b>	<b>548,489</b>	<b>487,425</b>

2020 2019

### Grant income was received for the following specified expenditure

Wages and Administration	439,812	374,338
Events	108,677	113,087
<b>Total</b>	<b>548,489</b>	<b>487,425</b>

2020 2019

## 3. Analysis of Expenses

### Volunteer and employee related costs

ACC Levies	1,375	2,747
Contractors	18,922	94,188
Kiwisaver - employer	7,666	5,929
Wages	393,976	253,458
<b>Total Volunteer and employee related costs</b>	<b>421,939</b>	<b>356,322</b>

### Costs related to providing goods or services

Age Group Representatives	972,039	420,539
Development	102,514	46,368
Events	332,055	298,091
Operations	93,689	70,192
<b>Total Costs related to providing goods or services</b>	<b>1,500,297</b>	<b>835,190</b>

### Other expenses

Amortisation	3,750	-
Bank Fees	1,175	882
Commission Paid	13,000	-
Depreciation	17,817	6,272
(Gain) / Loss on Disposal of Assets	155	(656)
(Gain) / Loss on Foreign Exchange	232	(488)

Grant Income Returned	-	4,298
Interest Expense	4,561	42
Professional Fees	41,789	65,316
TPG Funding	47,348	-
<b>Total Other expenses</b>	<b>129,827</b>	<b>75,665</b>

2020 2019

#### 4. Property, Plant and Equipment

<b>Furniture &amp; Fittings</b>		
Opening carrying value	1,002	1,253
Purchases/(Disposals)	-	-
Depreciation/Impairment expense	(200)	(251)
<b>Total Furniture &amp; Fittings</b>	<b>802</b>	<b>1,002</b>
<b>Motor Vehicles</b>		
Opening carrying value	2,943	4,204
Purchases/(Disposals)	59,879	-
Depreciation/Impairment expense	(9,865)	(1,261)
<b>Total Motor Vehicles</b>	<b>52,957</b>	<b>2,943</b>
<b>Office Equipment</b>		
Opening carrying value	6,967	5,379
Purchases/(Disposals)	6,675	3,445
Depreciation/Impairment expense	(4,479)	(1,857)
<b>Total Office Equipment</b>	<b>9,163</b>	<b>6,967</b>
<b>Plant &amp; Equipment</b>		
Opening carrying value	9,050	10,579
Purchases/(Disposals)	8,262	1,374
Depreciation/Impairment expense	(3,273)	(2,903)
<b>Total Plant &amp; Equipment</b>	<b>14,039</b>	<b>9,050</b>
<b>Total Property, Plant and Equipment</b>	<b>76,961</b>	<b>19,962</b>
	2020	2019

#### Property, Plant and Equipment

<b>Furniture &amp; Fittings</b>		
Furniture & Fittings at Cost	2,149	2,149
Accumulated Depreciation	(1,347)	(1,147)
<b>Total Furniture &amp; Fittings</b>	<b>802</b>	<b>1,002</b>
<b>Motor Vehicles</b>		
Motor Vehicles at Cost	74,113	14,235
Accumulated Depreciation	(21,156)	(11,292)
<b>Total Motor Vehicles</b>	<b>52,957</b>	<b>2,943</b>



	2020	2019
<b>Office Equipment</b>		
Office Equipment at Cost	23,852	20,944
Accumulated Depreciation	(14,689)	(13,977)
<b>Total Office Equipment</b>	<b>9,163</b>	<b>6,968</b>
<b>Plant &amp; Equipment</b>		
Plant & Equipment at Cost	51,000	52,167
Accumulated Depreciation	(36,961)	(43,117)
<b>Total Plant &amp; Equipment</b>	<b>14,039</b>	<b>9,050</b>
<b>Total Property, Plant and Equipment</b>	<b>76,961</b>	<b>19,963</b>
	2020	2019

**5. Intangibles**

Opening carrying value	-	-
Purchases/(Disposals)	15,000	-
Amortisation/Impairment expense	(3,750)	-
<b>Total Intangibles</b>	<b>11,250</b>	<b>-</b>
	2020	2019

**Intangibles**

Intangible Assets at Cost	15,000	-
Accumulated Amortisation	(3,750)	-
<b>Total Intangibles</b>	<b>11,250</b>	<b>-</b>
	2020	2019

**6. Accumulated surpluses**

<b>Accumulated surpluses</b>		
Opening Balance	327,669	215,859
Surplus for the year	48,497	111,810
<b>Total Accumulated surpluses</b>	<b>376,167</b>	<b>327,669</b>
	2020	2019

**7. Breakdown of Reserves**

<b>Senior Women Reserve</b>		
Opening Balance	10,500	15,717
Transfer of in / (out)	(10,500)	(5,217)
<b>Total Senior Women Reserve</b>	<b>-</b>	<b>10,500</b>
<b>Total Reserves</b>	<b>-</b>	<b>10,500</b>

The Senior Women Reserve fund had been established from funds raised by the Senior Women Team in the form of training camps for junior teams. The reserve was used towards Senior Women trip expenses to subsidise player fees.

UHY HAINES NORTON (AUCKLAND) LIMITED  
For identification purposes only

	2020	2019
<b>8. Commitments</b>		
<b>Commitments to lease premises (operating lease commitment)</b>		
Current (less than twelve months)	570	247
Non Current (later than twelve months)	-	-
<b>Total Commitments to lease premises (operating lease commitment)</b>	<b>570</b>	<b>247</b>
<b>Commitments to vehicle purchase</b>		
Current (less than twelve months)	14,371	-
Non Current (later than twelve months)	57,835	-
<b>Total Commitments to vehicle purchase</b>	<b>72,206</b>	<b>-</b>

**Lease - premises:** VNZ entered into a tenancy agreement with Harbour Sport Trust in September 2018 to rent office space at Sports House, North Harbour Stadium, Auckland. The tenancy agreement may be terminated by either party giving one months written notice.

**Vehicle purchase:** VNZ purchased a 2019 Honda CRV for a cash price of \$35,735 on 26 September 2019. It was financed through Honda NZ Finance. Terms of payment are 48 monthly payments of \$633.33 commencing on 26 October 2019 and ending on 26 August 2023 and a one off payment of \$13,500 on 26 September 2023.

VNZ purchased a 2020 Honda HR-V for a cash price of \$31,735 on 26 September 2019. It was financed through Honda NZ Finance. Terms of payment are 48 monthly payments of \$564.25 commencing on 26 October 2019 and ending on 26 August 2023 and a one off payment of \$12,000 on 26 September 2023.

## 9. Contingent Liabilities and Guarantees

There are no contingent liabilities or guarantees as at 30 June 2020 (30 June 2019 - nil).

	2020	2019
<b>10. Bank accounts, cash and credit cards</b>		
<b>Bank accounts and cash</b>		
ASB Cheque Account-00	544,462	556,890
ASB Account-02	-	9,758
ASB Saver - 50	7	7
ASB USD - 37	1,053	1,008
ASB Jnr Referees - 04	327	327
ASB Sport 2010 - 52	-	8,055
Cash on Hand	5,640	-
Northern Zone	5,400	-
Amanda Isada Visa	1,983	-
CE Credit Card	5,592	-
Lisa Newman Visa	2,364	-
<b>Total Bank accounts and cash</b>	<b>566,828</b>	<b>576,046</b>

	2020	2019
<b>Credit cards</b>		
CE Credit Card	-	(7,777)
<b>Total Credit cards</b>	-	(7,777)
<b>Total Bank accounts, cash and credit cards</b>	<b>566,828</b>	<b>568,268</b>

	2020	2019
<b>11. Grants Receivable</b>		
Sport New Zealand	-	38,000
Tauranga Energy Consumer Trust	-	15,000
<b>Total Grants Receivable</b>	-	<b>53,000</b>

	2020	2019
<b>12. Grant Income Unspent</b>		
Aktive Auckland Sport & Recreation	49,000	55,000
Federation International de Volleyball	16,241	-
Frequency	12,000	-
New Zealand Community Trust	65,814	79,338
Manukau Counties Community Facilities	-	5,000
Sport Manawatu Kiwisport Funding	19,206	-
Sport New Zealand	27,762	1,050
<b>Total Grant Income Unspent</b>	<b>190,023</b>	<b>140,388</b>

**13. Related Party Transactions**

Related Party	Relationship	Related Party Transaction	2020	2019
Lisa Price	Lisa is an employee of Harbour Sport Trust	Lisa works as an accountant for Volleyball New Zealand Incorporated	21,600	21,600
		Harbour Sport Trust has given space on Rent to Volleyball New Zealand Incorporated	5,100	5,782



#### 14. Going Concern (COVID-19)

A new virus, COVID-19, arose in China in December 2019 and became a global pandemic by March 2020.

In response to the pandemic, in late March 2020 the New Zealand Government ordered a four-week lockdown, during which non-essential businesses and organisations were not allowed to operate and individuals (other than essential workers or those undertaking essential business) were required to stay at home. As a result of the lockdown, community transmission of COVID-19 was eliminated.

In late April 2020, the lockdown period ended and the New Zealand Government started gradually easing the restrictions that had been placed on businesses, organisations and individuals, although substantial restrictions remained at the border. However, as outlined more fully in Note 15, in mid-August 2020, community transmission of COVID-19 was detected in Auckland, and the New Zealand Government again placed restrictions on businesses, organisations and individuals within New Zealand.

During the initial four-week lockdown period the Society was unable to operate, which resulted in revenue falling below forecast levels. Since the end of the lockdown period, the Society has been able to operate, but has experienced reduced demand due to the overall reduction in economic activity caused by the COVID-19 pandemic. To date the Society has undertaken the following steps to reduce the impact of COVID-19 on its operations:

- Reduced expenditure in non-critical business areas
- Taken advantage of wage subsidies and other business support measures made available by the New Zealand Government and Sport New Zealand
- Cancelled tours and events and received refunds where possible

#### 15. Subsequent Events

As outlined in Note 14, as a result of the COVID-19 pandemic, the New Zealand Government ordered a four-week lockdown from late March to late April 2020, during which non-essential businesses and organisations were not allowed to operate. As a result of the lockdown, community transmission of COVID-19 was eliminated. Following the lockdown, restrictions were gradually eased within New Zealand, although restrictions remained at the border.

In mid-August 2020, community transmission of COVID-19 was detected in Auckland. As a result, the New Zealand Government placed:

- Auckland into lockdown, with non-essential businesses and organisations not allowed to open their premises to the public and permitted to operate only if they could do so in a contactless manner
- Restrictions on public gathering s for the remainder of New Zealand, with non-essential businesses and organisations allowed to open their premises to customers only if they could maintain social distancing.

In addition, travel between Auckland and the rest of New Zealand was severely limited.

These measures remained in place until midnight 30 August 2020.

## 16. Prior Period Error

As at 30 June 2019, Society received an amount of \$108,241.48 in advance for the tournament scheduled in July 2019. The amount was incorrectly netted off with prepaid expenses in the Statement of Financial Position. As a result, the year-end balance of both the income received in advance and prepaid expenses were understated.

The transactions have now been correctly classified and recorded in the comparative performance report as below.

	Unadjusted Audited performance report 2019 \$	Prior year adjustment 2019 \$	Restated amount 2019 \$
<b>Statement of Financial Position</b>			
Increase in the Event Expenses Prepaid (increase in the Current Assets)	401,834.24	108,241.48	510,075.72
Increase in the Event Income Prepaid (increase in the Current liabilities)	(718,391.54)	(108,241.48)	(826,633.02)

UHY HAINES NORTON (AUCKLAND) LIMITED  
For identification purposes only



***VOLLEYBALL NEW ZEALAND***  
***POIREWA AOTEAROA***

# 6

# Results



# 2019 WORLD BEACH TOUR

## Men's

**Tom Hartles & Alani Nicklin:**

**4 Star Chetumal, 12-17 November: 33rd Place**

Beat Japan 2-0

Lost to Belgium 0-2

**Sam O'Dea & Griffin Muller:**

**1 star Cook Islands, 14-17 January: 1st Place**

Beat Hong Kong 2-0

Beat Japan 2-0

Beat Australia 2-0

Beat USA 2-1

**Sam O'Dea & Ben O'Dea:**

**2 star Phnom Penh, 20-23 February: 19th Place**

Beat Japan 2-0

Beat Thailand 2-0

Lost to Austria 0-2

Lost to Russia 0-2



# 2019/20 INTERNATIONAL BEACH VOLLEYBALL

---

## **AVC Continental Cup, Mount Maunganui 10-12 March**

### **Men's**

Tom Hartles and Alani Nicklin & Sam O'Dea and Michael Watson: 1st Place

### **Women's**

Olivia MacDonald and Francesca Kirwan & Julia Tilley and Shaunna Polley: 2 Place

## **Asian U19 Beach Championships, Thailand - Cancelled**

### **Selected Teams**

#### **Men's**

Campbell Forsyth and Scott Shipton

Aaron Hone and Jordan Leiasamaivao-Turvey

#### **Women's**

Emily Julian and Sarah Stratton

Rose Akkerman and Caitlin Studer

# 2019/20 DOMESTIC BEACH VOLLEYBALL

## New Zealand Tertiary Champs

### Mens

1st: Black / Reisinger (Lincoln)  
2nd: Stratton / White (Otago)  
3rd: Santana / Hone (Combined)

### Womens

1st: Sadlier / Pocock (Auckland)  
2nd: Allison-Carnie / Ursem (Massey)  
3rd: Stratton / Wihongi (Otago)

## New Zealand Provincial Beach Volleyball Championships 21-22 January 2020

### Under 19

#### Boys

1st: Waikato  
2nd: Harbour  
3rd: Bay of Plenty

#### Girls

1st: Bay of Plenty  
2nd: Bay of Plenty  
3rd: Canterbury

### Under 17

#### Boys

1st: Bay of Plenty  
2nd: Waikato  
3rd: Taranaki

#### Girls

1st: Canterbury  
2nd: Canterbury  
3rd: Harbour

### Under 15

#### Boys

1st: Waikato  
2nd: Bay of Plenty  
3rd: Bay of Plenty





## New Zealand Secondary School Beach Volleyball Champs

1-2 February 2020

### Senior Division 1

#### Boys

1st: Hillcrest High School.  
2nd: Tauranga Boys College.  
3rd: Rangitoto College.

#### Girls

1st: Otumoetai College  
2nd: St Andrews College  
3rd: Long Bay College

### Senior Division 2

#### Boys

1st: Takapuna Grammar School.  
2nd: Rangitoto College.  
3rd: Otumoetai College.

#### Girls

1st: St Margarets College  
2nd: Orewa College  
3rd: Trident High School

### Year 11

#### Boys

1st: Spotswood College  
2nd: Bethlehem College.  
3rd: Spotswood College.

#### Girls

1st: Burnside High School  
2nd: Taupo-nui-a-tia  
3rd: Westlake Girls High School

### Year 10

#### Boys

1st: Whakatane High School.  
2nd: Mt Maunganui College.  
3rd: Tauranga Boys College.

#### Girls

1st: Rangitoto College  
2nd: Tauranga Girls College  
3rd: Westlake Girls High School

### Year 9

#### Boys

1st: Whakatane High School  
2nd: Otumoetai College.  
3rd: Otumoetai College.

#### Girls

1st: Carmel College  
2nd: Whakatane High School  
3rd: Otumoetai College



## New Zealand National Beach Tour

### Mauao Slam

7-8 December 2019

#### Senior

##### Mens

- 1st: Johann Timmer and Mike Watson.
- 2nd: Griffin Muller and Rene Kapa.
- 3rd: Brad Fullerton and Paora Morunga.
- 3rd: Alani Nicklin and Tom Hartles.

#### Junior Joust

##### Boys

- 1st: Campbell Forsyth and Chicaine Paniora.
- 2nd: Jaylon Paki and Rhys Howard.
- 3rd: Conor Goodwin and Grady Forbes.
- 4th: Salem Tuaeu and Kani Paniora.

### Gisborne Slam

28-29 December 2019

#### Mens

- 1st: Alani Nicklin and Tom Hartles.
- 2nd: Chris Blake and Daguerre.
- 3rd: Perry Preston and Manaia Harris.
- 3rd: David Jeffrey and Jack McManaway.

### Nelson Super Slam

11-12 January 2020

#### Division 1

##### Mens

- 1st: Johann Timmer and Mike Watson.
- 2nd: Kensuke Shoji and Masato Kurasaka.
- 3rd: Perry Preston and Giles Black.
- 3rd: David Jeffrey and Jack McManaway.

#### Junior Joust

##### Boys

- 1st: Nat Mann and Matt Christian.
- 2nd: Andrew Yeomans and Lawson Inglis.

#### Womens

- 1st: Shaunna Polley and Julia Tilley.
- 2nd: Sarah Seiber and Ivey Schmitt.
- 3rd: Olivia MacDonald and Francesca Kirwan.
- 3rd: Tamara Otene and Renei Ursem.

#### Girls

- 1st: Kayla Allison-Carnie and Olivia Merriman.
- 2nd: Olivia Goodwin and Mollie Allison.
- 3rd: Ella Kidd and Meg Kale.
- 4th: Tamara Iles and Riley Bartosh.

#### Womens

- 1st: Antonia Harrison and Olivia MacDonald.
- 2nd: Shaunna Polley and Julia Tilley.
- 3rd: Sarah Seiber and Ivey Schmitt.
- 3rd: Sonia Tompkins and Kaylie Loewen.

#### Womens

- 1st: Olivia MacDonald and Julia Tilley.
- 2nd: Sarah Seiber and Ivey Schmitt.
- 3rd: Brittany Allison-Carnie and Renei Ursem.
- 3rd: Sonia Tompkins and Kaylie Loewen.

#### Girls

- 1st: Kayla Allison-Carnie and Mollie Allison.
- 2nd: Olivia Smith and Tiana Chaney.





## National Beach Tour

### Northland Slam

25-27 January 2020

#### Mens

1st: Alani Nicklin and Tom Hartles.  
2nd: Johann Timmer and Mike Watson.  
3rd: Koichi Nishimura and Daisuke Shibata.  
3rd: Perry Preston and Giles Black

#### Womens

1st: Shaunna Polley and Julia Tilley.  
2nd: Olivia MacDonald and Francesca Kirwan.  
3rd: Sarah Seiber and Ivey Schmitt.  
3rd: Renei Ursem and Tamara Otene.

### Mauao Super Slam

7-9 February 2020

#### Mens

1st: Johann Timmer and Mike Watson.  
2nd: Tobias Helbig and Gilbertas Kerpe.  
3rd: David Jeffrey and Jack McManaway.  
3rd: Perry Preston and Giles Black.

#### Womens

1st: Shaunna Polley and Julia Tilley.  
2nd: Olivia MacDonald and Francesca Kirwan.  
3rd: Sarah Seiber and Ivey Schmitt.  
3rd: Federica Tonon and Jennica McPherson.

## Tour Finals

7-8 March 2020

#### Mens

1st: Johann Timmer and Mike Watson.  
2nd: Sam O'Dea and Chris Blake.  
3rd: Jake MacNeil and Will Hoey.  
3rd: Alani Nicklin and Tom Hartles.

#### Womens

1st: Shaunna Polley and Julia Tilley.  
2nd: Loti Joe and Linline Matautu.  
3rd: Marie-Christine Lapointe and Amanda Harnett  
3rd: Olivia MacDonald and Francesca Kirwan.





# 2020 INTERNATIONAL INDOOR

---

## Thailand National Junior Championships, Thailand - Cancelled

### Selected Teams

#### Junior Men

Tom Eggers  
Fletcher Stone  
Tommy Mahon  
Tom Vos  
Nathan Tamatea  
Troy Hulston  
Joshua Watson  
Josh Clarke  
Samuel Roberts  
Amoho Karetai-Mahanga  
Jack McManaway  
Chicaine Paniora

**Coach:** Leanne Turrell  
**Manager:** Elliott Brookes

#### Youth Men

Joseph Baxter  
Derek Fa'avae  
Campbell Forstyh  
Stephen Hockey  
Riley Holland  
Daniel Linthwaite  
Ollie Morton-Farrelly  
Kani Paniora  
James Sadlier  
Iose Taleni  
Salem Tuaeu  
Issac Vyas

**Coach:** Alex Mariano  
**Manager:** Abigail Whiu

## Asian Junior Championships, China - Cancelled

### Selected Teams

#### Junior Women

Georgia Bonne  
Scarlett Brain  
Anaya Cole  
Georgia Hollings  
Maia Horlock  
Emily Julian  
Kalani Ruri  
Sarah Stratton  
Sophia Higgs  
Maama Vaipulu  
Jasmine Westrupp  
Te Aorere Wharawhara

**Coach:** Colleen McIlroy  
**Manager:** Himi Whitewood

# 2019/20 DOMESTIC INDOOR

## New Zealand Provincial Champs

1-3 June 2019

### Senior

#### Mens

1st: Harbour  
2nd: Canterbury  
3rd: Wellington

#### Womens

1st: Harbour  
2nd: Otago  
3rd: Canterbury

### Under 21's

#### Mens

1st: Canterbury  
2nd: Harbour  
3rd: Waikato

#### Womens

1st: Wellington  
2nd: Waikato  
3rd: Canterbury

### Under 19's

#### Boys

1st: Bay of Plenty A  
2nd: Manukau Auckland A  
3rd: Harbour A

#### Girls

1st: Manukau Auckland  
2nd: Bay of Plenty A  
3rd: Wellington A

### Under 17's

#### Boys

1st: Bay of Plenty A  
2nd: Harbour  
3rd: Manukau Auckland

#### Girls

1st: Wellington A  
2nd: Canterbury  
3rd: Bay of Plenty A



## 52nd Club Championships 2-5 October 2019, Auckland

### Division 1

#### Mens

1st: Shirley Silverbacks  
2nd: Harbour Raiders A  
3rd: Pines Men

#### Womens

1st: Harbour Raiders A  
2nd: Shirley Silverbacks A  
3rd: Hamilton Huskies

### Division 2

#### Mens

1st: Waitakere Rebels  
2nd: Hamilton Huskies  
3rd: Pines Development

#### Womens

1st: East Coast Bay Thunder  
2nd: NZIS Centurions  
3rd: Harbour Raiders B

## North Island Junior Secondary School Champs 26-29 November 2019, Tauranga

### Division 1

#### Boys

1st: Western Heights High School A  
2nd: Whakatane High School A  
3rd: Rangitoto College A

#### Girls

1st: Westlake Girls High School A  
2nd: Trident High School A  
3rd: Rangitoto College A

### Division 2

#### Boys

1st: Te Puke High School A  
2nd: Rosmini College A  
3rd: Gisborne Boys High School A

#### Girls

1st: Te Awamutu College A  
2nd: Taupo-nui-a-Tia A  
3rd: Otumoetai College B

### Division 3

#### Boys

1st: Matamata College A  
2nd: New Plymouth Boys' High School A  
3rd: Tikipunga High School A

#### Girls

1st: Otumoetai College C  
2nd: Dargaville High School A  
3rd: Westlake Girls High School B

## South Island Junior Secondary School Champs 26-28 November 2019, Christchurch

### Division 1:

#### Boys

1st: Nelson College A  
2nd: King's High School A  
3rd: Waimea College Gold

#### Girls

1st: Burnside High School A  
2nd: Cashmere High School A  
3rd: Waimea College A

### Division 2:

#### Boys

1st: Linwood College A  
2nd: St Andrews College A  
3rd: Southland Boys' High School A

#### Girls


1st: Nayland College B  
2nd: Maribyrnong Sports Academy A  
3rd: Riccarton High School A



# REGIONAL ASSOCIATIONS



Volleyball Bay of Plenty



Canterbury Volleyball Association



Hawkes Bay Volleyball Association



Manukau Auckland Volleyball Association



Harbour Volleyball Association

Manawatu Volleyball Association



Volleyball Otago

Northland Volleyball Association



Volleyball Southland



Volleyball Taranaki Inc



Tasman Volleyball Association



Waikato Regional Volleyball Association



Wellington Regional Volleyball Association


# OUR PARTNERS



reaching for a sustainable world



# FUNDING PARTNERS



**Pelorus  
Trust**



**the  
Southern  
trust**

*Funding Your Community*



**MAINLAND  
FOUNDATION**

*Proud to Support Our Community*



**Infinity  
Foundation**



**TECT**



**Tauranga City**



**Absolutely Positively  
Wellington City Council**

Me Heke Ki Pōneke



**PALMERSTON NORTH  
CITY COUNCIL**



**NZ COMMUNITY TRUST**

**Manukau Auckland Community &  
Facilities Trust**